



NATIONAL




POLICE

JOURNAL

July, 2021
Vol-II, Issue-I

K9





NATIONAL POLICE K9 JOURNAL

July, 2021
Vol-II, Issue-I

Published & Printed By

Police K9 Cell, Police Modernization Division
Ministry of Home Affairs, Government of India
Jaisalmer House 26, Man Singh Road
New Delhi – 110001 INDIA

Editor

Col (Dr) PK Chug (Retd)
Consulting Director
MHA Police K9 Cell
Ministry of Home Affairs, Government of India

Associate Editor

Dr Sudhakar Natarajan, DIG (Vet)
HQ ITBP, MHA, Government of India

Please direct all submissions & questions to:

Editor, National Police K9 Journal
Police K9 Cell, Police Modernization Division
Ministry of Home Affairs, Government of India
Email : prahug.830n@gov.in
Tele : 011-25663100 Extn 3208

Postal Address :

HQ NSG, Mehram Nagar
Palam, New Delhi – 110037 INDIA

Published and Printed by Smt Harcharan Kaur, Director (Prov), PM Division, Ministry of Home Affairs on behalf of the Government of India and produced by Creative Arts. Published from Police K9 Cell, PM Division, Ministry of Home Affairs, Government of India, Jaisalmer House, 26, Man Singh Road, New Delhi – 110011 INDIA. Editor Col (Dr) PK Chug (Retd) Consulting Director, MHA Police K9 Cell, Ministry of Home Affairs, Government of India

On the Cover

The CRPF's PSK Team, comprising of a Multitasking Trained Belgian Shepherd Malinois Dog, leading an Area Domination Patrol, off-leash ahead of troops in the Left Wing Extremism affected area in Tarrem, along the Sukma-Bijapur Border in Chhattisgarh

The 'National Police K9 Journal' is a professional journal for the Police Service K9 (PSK) Community, including but not limited to supporting combat teams of Central Armed Police Forces, Central and State Police Forces and Law Enforcement Agencies. The journal is published bi-annually and aims at providing a platform to exchange ideas and information, sharing experiences, innovations, discussions on best practices and methodologies, strategic planning, continuous education, and capacity development on the subject of PSKs and related topics.

The Journal's Editorial Board reviews all articles for content and readability, and reserves the right to edit accepted articles for readability and space, and to reject articles at will.

Authors who submit articles to the journal are expected to do so in good faith and are solely responsible for the content therein, including the accuracy of all information and correct attribution for quotations and citations.

Please note that all rights to content, including photographs, published in the journal are reserved. Notification and written approval are required before another source or publication may use the content. For more details, please contact the Editor.

This Journal is published under the aegis of Ministry of Home Affairs (MHA), Government of India. The opinions, findings, and conclusions stated here in are those of the author[s] and do not necessarily reflect those of the Ministry of Home Affairs, Government of India.

CONTENT

From the Editor's Desk 1



3
केन्द्रीय गृह मंत्री द्वारा देश के
प्रथम राष्ट्रीय पुलिस के9
जरनल का विमोचन



4
द्वितीय राष्ट्रीय पुलिस
के9 सेमिनार



8
गृह मंत्रालय की द्वितीय
पुलिस के9 कार्यशाला

Articles/Features- Technical Articles



9
Purpose Oriented
Breeding Dogs



13
Scent Detection:
The Principle
of the 3-Legged Stool



17
The Fight Against
Wildlife Crime Worldwide

21
Human Emotions,
Extra Sensory Perceptions
and K9 Accuracy



23
Role of Decoys in Training
the Police Service K9s



26
Foundation Training of
Police Service K9s



29
The Belgian Shepherd
Malinois Dogs "Challenges
of Raising and Training"

32
Working Experience with
Police Service K9 Teams in
Anti Naxal Operational Theatre



34
Understanding Search and
Rescue Canines (SAR K9s)



37
Relation Between
Womb and
Sucking Reflex



38
Behavioural Abnormalities in Dogs
and their Remedies



Report Cards – Developments in Organisations on PSKs

45 पुलिस सर्विस के-9
(पीएसके) पर गृह मंत्रालय की
एडवाइजरी सं० 3



58 Dutch Shepherd Dogs (DSDs):
The New Working Dog Breed of CRPF



59 Tangkhul Hui- The Indian
Breed from Manipur

61 1st Field Veterinary Hospital of CRPF
at Dornapal, Sukma (Chhattisgarh)

62 View Point - Questions & Answers

Operations & Case Studies – Real World Case Studies



69 SAAZ –
The Super Sniffer
K9 of Assam Rifles

Successful Operations by SSB PSKs



71

Innovations – Innovative Modes of Training and Equipments



78 Role of Scent Boxes in
Detection Dog Training

78 डी.टी.सी. भिलाई मोबाईल एप्लीकेशन एप

72 हिमाचल प्रदेश पुलिस श्वान दल में
पुलिस श्वानों के सफल ऑपरेशन्स

73 Operational Achievement of PSKs :
Period July 2020 to Dec 2020



Police K9 Team of the Year

80 An incredible CRPF K9: Atulya

81 छत्तीसगढ़ राज्य पुलिस की
बेल्जियम मेलिनोइस ट्रेकर श्वान रुबी

Notepad -Short Notes on K9 Experiences



82 श्वान को समझना ही
श्वान प्रशिक्षण है

83 Indian Breeds:
Can they be Evolved into PSKs?

Spotlight – Profile of Organisation or Institute of Repute



85
Dog Breeding and Training School, CRPF,
Bengaluru : The Cradle of Multi-Tasking K9s



92
Wag n Tails

94
Feedback &
Comments



From the Editor's Desk



Col (Dr) PK Chug (Retd)

BVSc&AH, MVSc, MBA, PhD, FNAVS
Consulting Director & Editor
MHA Police K9 Cell

It is undoubtedly a massive mandate assigned to the Police K9 Cell of the Ministry of Home Affairs (MHA) for **'Mainstreaming and Augmentation of Police Service K9s in the Country'**. Looking at the size of our country and the range of security organisations involved with union and state governments, the task at hand is not easy. Notwithstanding, it is an equally inspiring and satisfying mission that has energised all the stakeholders due to the swift progress made within a short period of its coming into existence.

The ongoing Covid-19 pandemic presents the most challenging public health hazard in recent history of mankind. World over, human spirits have been subjected to testing times due to multi-dimensional ill effects of this pandemic. While the collective human conscience is shaken up, however the society as a whole and front-line workers in particular have presented a remarkable story of hope and success despite multiple odds. With active support of all stakeholders, we also didn't allow Covid-19 to derail our roadmap and action plans to make significant progress on Police K9s in last six months.

In sync with emphasis of the Hon'ble PM on trying indigenous breed of dogs for various purposes, the approval for the conduct of **training and field trial of the 'Himachali Hound'** breed of dog was accorded to SSB, ITBP and BSF. This breed is largely found in the Himalayan mountainous terrain of Indo-Nepal, Indo-

Bhutan, Indo-Tibetan and Indo-Pak border areas where these Forces are generally deployed. These comprise 'Tibetan Mastiff', 'Gaddi' or 'Bakarwal' dogs, depending upon the region or geo-climatic zone. Due to the past experiences of their unsuitability in plains/hot climate, these trials are being conducted 'in-situ' in their natural habitat and are further being employed in that region only.

In the last six months since the release of the journal's inaugural issue, we have successfully conducted the Ministry's second **'Police K9 Workshop'** for 03 days with effect from 12-14 Jan 2021 at NTCD&A (BTC) ITBP, Bhanu. A separate note on the workshop has also been included in this issue of the journal. The MHA's Advisory on PSKs was issued during the month of Dec 2020 for Pre-Exposure Prophylaxis (PrEP) against the fatal disease of Rabies to high-risk personnel of the CAPFs. It has been authorized to such personnel comprising of Dog Handlers, Veterinary and Para-Vet Staff soon on induction in such duties with booster shot repeated every two years.

The SOP on Working K9 Behaviour Assessment Test (K9 BAT), designed and developed to determine the behaviour and temperament of young adult dogs (green dogs) to find their suitability for the specialized police task, was issued during Feb 2021 for compliance by all the CAPFs. As per the SOP



सत्यमेव जयते

भारत सरकार

mentioned above, all the 'Green Dogs' shall be screened through K9 BAT in quantifiable terms by using standardized test protocol by an independent standing Board of Officers comprising of domain experts from various CAPFs. Only those dogs qualifying in the K9 BAT shall enter in the specialized phase of PSK training or be sold to other organisations ensuring the quality of PSKs. Those green dogs failing to qualify in benchmarks shall be used for other purposes or disposed-off appropriately (as per the provisions of the SOP already issued by the Ministry on the subject).

Further, after a gap of 04 years, the 2nd 'National Police K9 Seminar' was successfully held for 02 days on 25-26 Feb 2021. It is part of the MHA's efforts to organize such seminars annually by one of the CAPFs for mutual learning on PSKs. This year's seminar was scrupulously organized by SSB at BPR&D auditorium at New Delhi with the theme '**Role of Dual Purpose Police K9s in Augmenting National Security**' which witnessed nearly 200 delegates representing various CAPFs, Defense Forces, Central and State Police and Law Enforcement agencies. A detailed note on this has been included separately in this issue of the journal.

The month of April saw some historical developments with SSB and ITBP getting exclusive authorization of 60 dogs of both sexes (20 each of the three popular PSK breeds) as breeding stock for producing a minimum of 230 pups for PSK training and employment (after deducting 20% wastage rate as permissible). BSF, having already authorized 60 numbers of dog breeding stock, would significantly boost the capacity of these CAPFs in producing quality PSK pups to meet the unique requirement of our Forces.

Later during April 2021, the Ministry had approved establishing an electronic '**National Register for Working Dogs**' (NRWD) under the aegis of Police K9 Cell to maintain records of working dogs engaged for police duties exclusively. It was an essential step because the current practice of registration with the Kennel Club of India (KCI) do not meet the specific purpose of working dogs being based on show value

and breed specifications alone. Under the approved plan, all potential PSKs would be screened through Working K9 Behaviour Assessment Test (K9 BAT) earlier developed and issued by the Ministry. Based on the qualifying scores of Working K9 BAT, the dogs would be endorsed in the NRWD database and issued with an appropriate certificate and UID number. This would facilitate procurement of only registered dogs with NRWD by the Forces there by raising prospects, confidence and assurance among all stakeholders regarding the suitability of such dogs in meeting specific requirements for reliable police duties.

In order to make the process of mutual support smooth, selling price of the trained dogs from CAPFs Dog Training & Breeding Centers (DTBCs) was also approved after a gap of 06 years. It would facilitate capacity development efforts for a large number of central/state and law enforcement agencies. The rates are being estimated in two parts i.e. including and excluding the cost of Dog Handler to appropriately rationalize budgetary provisions in the event when Dog Handlers are provided by the buying organisation.

As brought out in previous issue of the journal, primary task is to develop a culture and eco-system in the country where sharing of experiences and best practices are encouraged for mutual learning. To adjust the prevailing lag in publication of the journal due to pandemic, the schedule has been revised to publish it during Jan and July, annually. We must grow together, overcome the prevailing challenges and support each other depending upon our strengths and operational imperatives. The subject of 'dog training' in most parts of the world is treated as a secret by individuals and organisations; however, we have endeavoured to break this mindset and declared that 'there's no secret in this secret'. Therefore, I appeal to all of you,

Let's Learn Together!

Let's Train Together!

Let's Improve Together!

JAIHIND

Pramod Kumar Chug

केन्द्रीय गृह मंत्री द्वारा देश के प्रथम राष्ट्रीय पुलिस के-9 जरनल का विमोचन



माननीय गृह मंत्री श्री अमित शाह जी द्वारा दिनांक 02 जनवरी 2021 को राष्ट्रीय पुलिस के-9 जरनल के प्रथम संस्करण का औपचारिक विमोचन किया गया। देश में पुलिस सर्विस के-9 (PSKs) अर्थात पुलिस श्वानों पर यह इस तरह का पहला प्रकाशन है।

गृह मंत्रालय (MHA) नार्थ ब्लॉक, नई दिल्ली में आयोजित एक औपचारिक समारोह में माननीय गृह मंत्री द्वारा गृह सचिव श्री अजय कुमार भल्ला और श्री संजीव कुमार सचिव (बीएम) भारत सरकार, की उपस्थिति में राष्ट्रीय पुलिस के-9 जरनल का विमोचन किया गया। इस समारोह में विभिन्न केन्द्रीय सशस्त्र बलों के महानिदेशक और पुलिस बलों के वरिष्ठ अधिकारी उपस्थित थे, जबकि देश भर के सीएपीएफ कर्मियों ने ऑन लाईन कार्यक्रम के माध्यम से इस सम्मेलन में भाग लिया।

कार्यक्रम शुरू करते हुए, श्री विवेक भारद्वाज, अपर सचिव (पुलिस आधुनिकीकरण) गृह मंत्रालय ने पुलिस सर्विस के-9 (PSKs) के संबंध में उठाए गए विभिन्न कदमों के बारे में मुख्य अतिथि को जानकारी दी। उन्होंने बताया कि पुलिस आधुनिकीकरण प्रभाग के तहत नवंबर 2019 में एक विशेष पुलिस के-9 प्रकोष्ठ की स्थापना की गई थी जिसका उद्देश्य देश में पुलिस सेवा के-9 (PSKs) को सुरक्षा की मुख्यधारा में शामिल करने और उनका प्रसार करना था। उन्होंने पुलिस श्वानों को प्रभावी फोर्स मल्टी प्लायर बनाने के लिए उठाए गए कदमों की जानकारी दी, जिसमें पुलिस सर्विस के-9 से संबंधित 'शब्दावली' (glossary) का संकलन, हमारे सुरक्षा बलों में पुलिस सर्विस के-9 की भारी कमी को पूरा करने के लिए विस्तृत



प्रजनन कार्यक्रम, के-9 प्रवीणता मूल्यांकन परीक्षण और प्रमाणन मॉडल (आकलन), PSKs के परिवहन तथा अनफिट पुलिस सर्विस के-9 के कास्ट तथा बोर्डिंग आउट के लिए तैयार की गई एसओपी के बारे में भी जानकारी दी गई।

पुलिस के-9 जरनल का प्रकाशन देश में पुलिस सर्विस के-9 जैसे महत्वपूर्ण संसाधन को स्थाई रूप से प्रशिक्षित करने और उन्हें विकसित करने के लिये एक कार्य संस्कृति और वातावरण बनाने की दिशा में एक और नया कदम है। इस जरनल में 11 अलग-अलग खंड हैं जिन्हें हिंदी व अंग्रेजी भाषा में दिया गया है। इस पत्रिका के प्रकाशन में सुरक्षा बल कर्मियों के अलावा, देश विदेश के प्रख्यात श्वान विशेषज्ञों के लेख भी शामिल किये गए हैं। यह पत्रिका वर्ष में दो बार प्रकाशित होगी, जिसे हर साल अप्रैल और अक्टूबर माह में जारी किया जाएगा। पत्रिका में शामिल किये गये सवाल-जवाब खंड में डॉग हैंडलर एवं ट्रेनर्स की जिज्ञासाओं और समस्याओं का समाधान उपलब्ध कराने का प्रयास किया गया है। यह एक अंतरराष्ट्रीय स्तर का प्रकाशन है जो इस महत्वपूर्ण क्षेत्र में मिलजुल कर सीखने की दिशा में मील का बड़ा पत्थर साबित होगा।

द्वितीय राष्ट्रीय पुलिस के-9 सेमिनार

गृह मंत्रालय के द्वितीय राष्ट्रीय पुलिस के-9 सेमिनार का 02 दिवसीय आयोजन दिनांक 25-26 फरवरी 2021 को सफलता पूर्वक आयोजित किया गया। पुलिस सर्विस के-9 विषय पर एक दूसरे से सीखने तथा देश में एक कार्य संस्कृति और वातावरण तैयार करने के लिए किसी एक सीएपीएफ में इस प्रकार का आयोजन करना गृह मंत्रालय के प्रयासों का एक हिस्सा है। इस वर्ष सेमिनार का आयोजन सशस्त्र सीमा बल द्वारा BPR&D के सभागार में किया गया। सेमिनार का विषय था- राष्ट्रीय सुरक्षा को बढ़ाने में दोहरे उद्देश्य के पुलिस के-9 की भूमिका (Role of Dual Purpose Police K9s in Augmenting National Security) था। इस सेमिनार का उद्घाटन श्री अजय कुमार भल्ला, माननीय गृह सचिव द्वारा किया गया। इस अवसर पर श्री कुमार राजेश चन्द्रा, महानिदेशक सशस्त्र सीमा बल, श्री विवेक भारद्वाज, अवर सचिव (पीएम), गृह मंत्रालय तथा गृह मंत्रालय एवं केन्द्रीय सशस्त्र पुलिस बलों के महानिदेशक/वरिष्ठ अधिकारी उपस्थित थे। इस सेमिनार में विभिन्न केन्द्रीय सशस्त्र पुलिस बलों, सैन्य बलों, केन्द्रीय और राज्य पुलिस तथा कानून प्रवर्तन एजेंसियों की ओर से लगभग 200 प्रतिभागियों ने भाग लिया।



विभिन्न विषय विशेषज्ञों ने 02 दिन के सेमिनार के दौरान कई तकनीकी सत्रों में अपने विचार प्रस्तुत किये। प्रत्येक सत्र के बाद प्रश्न एवं उत्तर सत्र, विचार-विमर्श तथा सिफारिशों को शामिल किया गया।


समापन समारोह की अध्यक्षता श्री संजीव कुमार, सचिव (बीएम) गृह मंत्रालय द्वारा की गई। इस दौरान कई अन्य गणमान्य व्यक्ति भी उपस्थित थे। परामर्शी निदेशक, पुलिस के-9 प्रकोष्ठ, गृह मंत्रालय द्वारा समापन समारोह के दौरान





सेमिनार की सिफारिशों को प्रस्तुत किया गया जो कि निम्नानुसार हैं:-

- ड्यूल परपज पुलिस के-9 सुरक्षा में काफी आगे की सोच है इसलिए सुरक्षा में श्वानों की भूमिका बढ़ाने के लिए केन्द्रीय सशस्त्र पुलिस बलों को अपने श्वानों के इस कौशल का उपयोग करने का प्रयास करना चाहिए।
- जर्मन शेफर्ड डॉग (GSD), बेल्जियम शेफर्ड मेलिनॉईस (BSM) तथा डच शेफर्ड डॉग (DSD) नस्ल के श्वान ड्यूल परपज के-9 के लिए सबसे उपयुक्त होते हैं।



- केन्द्रीय एवं राज्य पुलिस तथा अन्य कानून प्रवर्तन एजेंसियों की आवश्यकताओं को पूरा करने के लिए सीएपीएफ के डॉग ट्रेनिंग एंड ब्रीडिंग सेंटर (DTBC) में प्रतिवर्ष pups की जन्मदर क्षमता को बढ़ाने के लिए सीएपीएफ में गुणवत्तापूर्ण डॉग ब्रीडिंग स्टॉक का होना नितांत आवश्यक है।
- गृह मंत्रालय द्वारा सितंबर-2020 में एक महत्वपूर्ण एसओपी जारी की गई है। इसमें प्रत्यायन मानदंडों (आकलन) के अनुसार लाइसेंस जारी कर पुलिस के-9 में वृद्धि की जाएगी। यह एसओपी विभिन्न केन्द्रीय सशस्त्र पुलिस बलों, राज्य पुलिस तथा अन्य कानून प्रवर्तन एजेंसियों के बीच पीएसके टीमों के क्षेत्र में प्रदर्शन मानकों को बढ़ाने में महत्वपूर्ण भूमिका निभाएगा।
- गृह मंत्रालय द्वारा फरवरी-2021 में 'के-9 बिहेवियर असेसमेंट टेस्ट (के-9 बैट)' पर एक एसओपी जारी की गई है। यह युवा वयस्क श्वानों (green dogs) में विभिन्न प्रकार के पुलिस कार्यों को करने जैसे- खोज निकालने या गस्त लगाने या दोनों कार्यों, के संबंध में उनकी गुणवत्ता पता लगाने के लिए उनकी पूर्व जांच में अत्यंत उपयोगी परीक्षण प्रणाली साबित होगी।
- आधुनिक प्रशिक्षण तकनीक एक अनिवार्य आवश्यकता है और सभी केन्द्रीय सशस्त्र पुलिस बलों को 'ऑपरेंट कंडीसनिंग' के सिद्धांतों का उपयोग करते हुए व्यवहार

अंकन पर आधारित 'क्लिकर प्रशिक्षण' प्रणाली को तेजी से अपनाने की आवश्यकता है।

- स्वदेशी श्वान की नस्लों के कई फायदे होते हैं किंतु पुलिस कर्तव्यों की उपयुक्तता के लिए के-9 बैट और के-9 पीईटी की मदद से उनका पता लगाने की आवश्यकता होती है। इस संबंध में बेहतर परिणाम प्राप्त करने के लिए इन नस्लों का उनके प्राकृतिक वातावरण में परीक्षण करना आवश्यक है। वर्तमान में केन्द्रीय सशस्त्र पुलिस बलों एवं विश्व में अन्य लोगों द्वारा उपयोग की जाने वाली लोकप्रिय नस्लें वे नस्लें, सुरक्षा बलों की आवश्यकताओं को पूरा करने के लिए जिन्हें स्वदेशी रूप से प्रजनित और पैदा किया जाता है। ये केवल अपनी उत्पत्ति की दृष्टि से ऐतिहासिक रूप से विदेशी हैं, जबकि इनका भारत में कई पीढ़ियों से प्रजनन किया जा रहा है, ऐसा नहीं है कि उन्हें विदेश से आयात किया जाता है।
- केन्द्रीय सशस्त्र पुलिस बलों में ब्रीडिंग रणनीतियों को वैज्ञानिक सिद्धांतों और एस्टीमेटेड ब्रीडिंग वैल्यूस् (EBVs) का उपयोग करके आधुनिक बनाए जाने की जरूरत है ताकि पुलिस ड्यूटी को बेहतर ढंग से करने के लिए जिन वांछित लक्षणों की आवश्यकता होती है उनकी आनुवंशिकता सुनिश्चित की जा सके। इसके अलावा, उचित प्रशिक्षण और क्षमताओं को विकसित करने के बाद श्वान के प्रजनन के लिए कृत्रिम गर्भाधान (Artificial Insemination (AI)) जैसी नई अवधारणाओं के संबंध में भी प्रशिक्षण की आवश्यकता है।



- गृह मंत्रालय द्वारा वर्ष में दो बार 'राष्ट्रीय पुलिस के-9 जर्नल' का प्रकाशन और वार्षिक राष्ट्रीय पुलिस के-9 सेमिनार का आयोजन करना निश्चित रूप से इस क्षेत्र में सकारात्मक कदम है, जो देश में परस्पर सीखने की कार्य संस्कृति और वातावरण के विकास में महत्वपूर्ण भूमिका निभाएगा।
- शैक्षणिक विश्वविद्यालयों को चाहिए कि वे पुलिस श्वानों के संबंध में सुरक्षा बलों के सामने आने वाली चुनौतियों पर अनुसंधान एवं विकास (Research & Development) के कार्य करवाएं तथा परस्पर लाभ के लिए इन विश्वविद्यालयों से आपसी तालमेल की आवश्यकता है।
- सीएपीएफ अधिकारियों द्वारा यूके, यूएसए, इजराईल,

स्वीडन, न्यूजीलैंड, ऑस्ट्रेलिया आदि देशों के प्रमुख श्वान प्रशिक्षण एवं प्रजनन केन्द्रों के विदेशों दौरों से उन्हें श्वानों के प्रजनन, प्रशिक्षण और तैनाती की आधुनिक अवधारणाओं से रूबरू होने और उन्हें समझने में मदद मिलेगी।

पुलिस pups के पंजीकरण के लिए केनल क्लब ऑफ इंडिया (केसीआई) की मौजूदा पद्धति सुरक्षा बलों की आवश्यकताओं के अनुरूप नहीं है, क्योंकि यह काफी हद तक श्वानों के शो मानदंडों पर आधारित है। इसलिए, सुरक्षा बलों की विशिष्ट आवश्यकताओं को पूरा करने के लिए 'नेशनल रजिस्टर फॉर वर्किंग डॉग्स' (NRWD) शुरू करके पुलिस श्वानों के पंजीकरण की एक स्वतंत्र प्रणाली की अत्यंत आवश्यकता है।

गृह मंत्रालय की द्वितीय पुलिस के-9 कार्यशाला



गृह मंत्रालय द्वारा दिनांक 12-14 जनवरी 2021 तक 3 दिवसीय द्वितीय पुलिस के-9 कार्यशाला का सफलतापूर्वक आयोजन, राष्ट्रीय श्वान प्रशिक्षण केन्द्र (NTCD) भातिसीपु भानू (हरियाणा) में किया गया। इस कार्यशाला में सीएपीएफ एवं अन्य केन्द्रीय और राज्य पुलिस और कानून प्रवर्तन के 14 विभिन्न सुरक्षा संगठनों के 55 प्रतिभागियों ने भाग लिया। यह कार्यशाला प्रतिभागियों के लिये के-9 प्रशिक्षण की आधुनिक भाषा को सीखने और समझने के लिए एक नई संकल्पना के साथ आयोजित किया गया था। 'विशेष रूप से क्लिकर प्रशिक्षण', जिसमें पुलिस के-9 प्रशिक्षण मानकों में एक नई क्रांति लाने की संभावना है। इस कार्यशाला में कर्नल (डॉ.) पी.के. चुग (रिट्टा), परामर्श निदेशक, पुलिस के-9 प्रकोष्ठ गृह मंत्रालय, द्वारा पूर्वाह्न में पुलिस और सैन्य के-9 प्रशिक्षण की समकालीन तकनीकों पर विभिन्न शिक्षाप्रद पाठ दिए गए जबकि अपराह्न के सत्र में श्वानों

पर व्यावहारिक प्रशिक्षण सत्र (हैंड्स ऑन ट्रेनिंग) दिया गया था। कार्यशाला का समापन मौजूदा मुद्दों और विभिन्न संगठनों के सामने आ रही समस्याओं पर विचार-मंथन के साथ संपन्न हुआ। प्रतिभागियों के बीच बनी सहमति के आधार पर की गई सिफारिशों को डा. सुधाकर नटराजन, उप महानिरीक्षक (वेट) भातिसीपु द्वारा गृह मंत्रालय की अनुवर्ती कार्रवाई के लिए संकलित किया गया। प्रतिभागियों और राष्ट्रीय मीडिया द्वारा गृह मंत्रालय के इस प्रयास की काफी प्रशंसा की गई। वर्तमान कैलेंडर वर्ष में, प्रत्येक सीएपीएफ में क्षमता संवर्धन और आधुनिकीकरण के लिए इस तरह की और अधिक कार्यशालाओं के आयोजन की योजना बनाई जा रही है।



Purpose Oriented Breeding Dogs

Scott Thomas

Detection Dog Training Expert, USA

Breeding dogs is a straightforward proposition. Find a male dog that you like and a female dog that you want and then breed them. In nature, it is even more explicit than that! The minute you wish for a specific trait to be found from a breeding pair; this is when things begin to become complicated. Even more complex when you are looking to influence the numerous genes and genetic combinations needed to develop a working K9.

- Can the trait(s) be reproduced consistently?
- Does the trait come from a single genetic source or multiple genes?
- How do the interactions with

the environment impacts these genes?

- Will this trait(s) be in demand, and will others also want dogs with this trait(s)?
- Will there be unforeseen consequences found in selecting this trait?

Two shepherds crossing paths while grazing their flock may appreciate each other's dogs and then arrange for future breeding. This model was successful for hundreds, if not thousands of years. However, the traits these shepherds prefer will only become predominant if more and more shepherds want a dog showing those traits. The traditional

model for breeding dogs makes for very slow and geographically localized genetic selection in working dogs. That slow historical change led to hundreds of "breeds" being selected to the point of being recognized as purebred dogs. Purebred, meaning that two of these dogs will produce dogs with remarkably similar traits to their parents.

I use the term trait to be intentionally vague. For this introductory discussion of breeding working dogs, I will attempt to avoid the scientific jargon that only complicates and requires further explanation. The term trait could refer to size or shape. It could be the colour/length of the coat or way the dog behaves without significant amounts of training. As a professional, you must be inspired to research and read more about the science behind the selectively breeding working dogs. There is an enormous amount of published literature to expand available knowledge to you with a simple keystroke.

Form and function go hand in hand. A dog meant to protect its owner must have enough size to at least appear menacing. A dog expected to chase vermin underground is aided by being a diminutive size. A



sheepdog guardian must blend in with the flock, where a sheepdog herder must have the correct size to cover ground tirelessly. A dog breed for the snowy tundra must have a different coat than a dog breed to live in the tropics. When you go to select a dog to perform specific tasks, you must ask yourself-

- Is there a breed of dogs already selected for these traits?
- Is there enough of the breed to select from if I want to refine these traits for my needs?
- Are there any risks in over selecting for specific traits?
- What are the foundational traits of the breeds to ensure healthy dogs and long working lives?
- If I want to create my own breed, do I have the time to create a new breed?

In my experience of breeding dogs with specific working traits for government service as explosive detection dogs, I found four key ingredients that determine success.


Passion

If it is just a job you do and you are not consumed with breeding dogs in your every waking moment, success will be at best slow. You must be passionate enough to learn more constantly. You must desire to meet and discuss your efforts with other like-minded individuals. You develop objectivity over your breeding stock where you are more impressed with statistical analysis than the warm fuzzy puppies surrounding you. Your passion will infect all those around you to work harder and learn more. Your love forces you to learn things you often thought were beyond your reach.

You must still have a life with hobbies, leisure, time with friends, and time with family, but be passionate enough about this work to push yourself towards success.

Time and numbers

To make genetic change, both time and numbers are required. It needs enough time to make changes in each generation of gene selection. Such change is slower when selecting for complex behaviour regulated by many different genes. The female should not be bred until she is physically mature; about two years of age. To get to the fourth level of generational selection is minimally an eight-year investment of time. The female will only cycle twice a year reproductively, so again the calendar works against you in producing more dogs. The number of dogs you produce should give you enough variation in traits to discover and maintain your future breeders. It would be best if you kept enough variation to prevent genetic problems associated with over-selection on the desired trait from a limited number of breeding dogs. Intentional trait selection may often be related





to unintentional trait selection if breeding stock availability is limited.

Supporting Infrastructure

How much money, facilities, equipment, and staffing are available to achieve goals in selectively breeding working dogs for specific traits? I had a breeding plan given to me that had a model based on 50 breeding females and 50 breeding males. That would have required 100 dog kennels to start and that program was only provided with four kennels. This was obviously insufficient for the breeding program's needs. Also, consider that with a hundred dogs in a kennel, you need at least four staff members to provide proper care seven days a week. You must

be economically wise, or the dogs will be prohibitively expensive. However, you cannot be so frugal as to have dogs in unsanitary conditions and without proper care. You will also produce poor examples of working dogs in your early years. Where will these excess puppies be placed if not capable of meeting the program goals?

Objectivity

Spending your days with soft cuddly puppies seems idyllic. In a breeding colony, you can not be pleased that they are warm, healthy puppies. You will likely spend the first year shaping and moulding their potential. It would help if you did so with an objectivity that allows you to measure the traits that are your goals within a well-

written plan. Maintain compassion for your charges, but don't let that compassion interfere with measuring the very characteristics you are trying to achieve.

Behavioural measurement will be the key to success. You must determine how these measurements are made over the dog's early development. The measurements should score the traits you are attempting to measure. That may sound simpler to do than it may be in reality. If your measurement is too subjective that a non-expert cannot be trained to see the same things the experts know, it will likely be discovered as a poor measure. If you measure confidence but only focusing on measuring fearful reactions, then

are you selecting for confidence or only for lack of fear or even only typical reactivity to novel stimuli? Enough background research needs to be done on the best tests and testing schedule for any new effort in breeding dogs. Measuring behaviour is not only for genetic selection but to demonstrate which individual dogs will need additional remedial training as they develop.

It is strategically vital to define a rearing scheme. A puppy is not raised in a vacuum; they are raised in an interactive environment. How will you raise these puppies for the desired end goal as a working dog? I have tried in raising of puppies solely in a kennel, foster raising of puppies in volunteer homes, and prison raised puppies. Raising puppies in your dedicated kennel facility comes with the peril of not raising a puppy with enough environmental changes and social opportunities. Additionally, we get back to the impact of time and numbers. If you have fifty puppies in your kennel and each dog receives individual attention for socialization, environmental conditioning, and reward-based behavior for 15 minutes a day. That would require 12.5 hours of training per day. That does not include facility cleaning, veterinary care, staff education, record keeping, etc. Therefore, fostering is often explored as an option, one family raising one dog can provide higher levels of individual care. The families only working with one dog can offer numerous sessions of socialization and environmental conditioning without having to repeat the process fifty times. The limitation with fostering is a general

lack of expertise in rearing working dogs. The prison programs have been proven to be successful but require intensive oversight of "volunteers" that are at least "compromised" citizens.

In my observations, there are three reasons due to which working dog breeding programs fail. The first, is that such programs fail to do the background research needed to start the program effectively. Good research will help define long term plans. Firstly, many governmental and non-governmental canine breeding programs can be used as models for structuring a successful program. Such corporate knowledge will save time and money. Secondly, the programs failed to develop and stick to a written plan for selective breeding. If you change the way you measure behaviour every year or two, you end up with multiple subpopulations whose data cannot be compared or analyzed within the larger population. You cannot make progress because



you are inconsistent with reliable measurements for health and behaviour. Lastly, you must have a long-term vision. Shortsighted investment of time and money rarely result in success. Short sightedness is usually derived from those who control the financial resources and who are unwilling to understand how time, as a key tool, is used to produce better dogs. Breeding dogs for national security needs an efficient method to guarantee one consistent supply of quality working dogs.



The author is Subject Matter Specialist of American Kennel Club who was formerly the 'Breeding Program Manager' of the Transportation Security Administration of USA. Mr. Thomas is a longtime dog breeder and trainer who uses livestream and online course materials to work directly with the breeders on training and socialization methods for the puppies. He's a living encyclopedia with his enormous experience in the field of dog breeding and puppy development to prepare suitable working dogs for the police and law enforcements.

Scent Detection: The Principle of the 3-Legged Stool

Paul C Bunker, Principal
Chiron K9 LLC, USA

The application of dogs within detection has expanded in recent years, as has our understanding of training. The integration of science-based training methods into training has assisted in the utilization from the early days of landmine detection in WWI to today's use in detection fields such as medical (use Covid-19 as a current example), conservation, environmental, and pests like bed bugs. This progressive development of utilization has been supported by the changes in imprinting. Over the decades, I have used and observed many methods of imprinting dogs on target odours. When I started training, we would throw PVC tubes with holes containing explosives or drugs for a dog to

retrieve. We would then hide the tube containing the target samples for the dog to find. Back then, an aggressive response (bite, dig, bark) was prevalent, and in some cases, is still used today. However, when we introduced a passive response (required in explosives and landmine detection on projects I was running), new imprinting methods were utilized. With the requirements for further utilization came new training methods.

In early 2020, I was part of a research trial to investigate dogs' ability to locate target odour 5 meters (15 feet) below the surface. The targets were a range of fresh to very weathered (aged) oils. The dogs had no issues locating the

targets, but of real interest was the capability they demonstrated. In one instance, the dogs were detecting the target over 30 meters (90 feet) from the source, which was buried 5 meters below the surface. When a photoionization detector was used to detect the molecules' levels at the point of surface expression, a reading of 0.2 parts-per-million was recorded. Meaning the dog detected the target molecules at levels well below parts-per-million; unfortunately, there is no technology available to determine the levels the dogs were detecting the target at. The dogs used in the trial were all trained using the 3-Legged Stool principle described in this article.

Coincidentally, it was a return to landmine detection for a Balkans project that led me to develop what I term; the 3-Legged Stool.

The principle focuses on three primary aspects of the imprinting and detection dog training process. Each leg of the stool supports the imprint process, but the stool becomes unstable without one of the legs. Applying these three principles arms the dogs with a consistent and stable ability in detection capability and communicates clearly what the dog is required to locate as a target.

I will preface this article by stating that I train detection dogs through



Chiron Research Lab, San Antonio, Texas, USA



Lunia responding to the odour recognition test

positive reinforcement, applying reward-based reinforcers to increase the desired behavior. I never use negative training methods for imprinting and detection-based training, including any correction in or around target odour.

I also train odour recognition separate from systems of search. Any systems of search are trained using positive reinforcement but are trained separately from the target odour. Once the dog is imprinted on target odour to standard and proficient at systems of search, the two behaviors are combined.

Principles of the 3-Legged Stool

- Generalization
- Discrimination
- Trace detection

Generalization

The first leg of the Stool is Generalization. Generalization involves the exposure of the dog to different variations of the same sample type. It is essential to expose

the dog to as many variations of the target odour as possible. Unless you want to locate a specific target that only exists in one form. An example is if we calibrate a dog to locate only one type of spilled oil and ignore all other oil variations within a survey area.

When I ran a Mine Detection Dog project for teams going to the Balkans, we imprinted on Yugoslav TNT taken from recovered landmines. This was fine as the dogs were deploying to an area where there were only Yugoslav TNT-based landmines; the dogs became experts in the target odour detection. However, after training the dogs, some were sent to the United States Corps of Engineers for a project, and I accompanied them to complete the transfer training. The USA project required the dogs to locate a different type of TNT. We set up an Odour Recognition Test and worked the dogs; they all ignored the TNT, which was very discouraging. So, I completed a

very quick imprint, and within three sessions, dogs were detecting 0.025gm of the new TNT at 100%.

This caused confusion at the time, so I researched the issue and found some studies that indicated something called the "expert nose." This is where the dog's nose is so highly calibrated that it can distinguish between two variations of the same target.

For this reason, I ensure I have at least three variations of the same target odour type, more if possible. The dog learns to generalize across all variations within a target odour and not just be an expert at one particular example.

Discrimination

Within detection dog training, the term discrimination is often used to describe the process of placing non-target odour samples within a search exercise and teaching the dog to ignore them and only respond to the target. In the case of the 3-Legged Stool, the term discrimination, while related, is used in a different and specific context.

Firstly, before using this technique, the dog **MUST** have been imprinted and understand the target odour.

This leg of the Stool aims to teach the dog to discriminate the target from within other odours and identify the target despite the "noise." The term noise in this context is all other odours except the target. In any search, there is the noise of other smells that the dog must learn to ignore. There are the typical containers in an Odour Recognition Test – paint cans, glass



Olfactometer



Beach Survey for Buried Odour

jars, scent carousel, for example. Each of these setups has its own odour, even if it is minimal.

Additionally, there is the location the odour Recognition Test is taking place in; cleaning substances, construction materials, people all contribute to the odour noise. There are environmental odours, vehicles, chemicals, vegetation; all these are odour noise within a search. Therefore, even if we place out other distracting smells, the dog is still working in a world of odour noise, and it must learn to ignore all of them and locate the target.

With that in mind, I mix the target with other non-target odours, often the same distractors used in training. For instance, if I train an explosives detection dog on TNT in the Odour Recognition Test, I have distractors, one being coffee. I will mix TNT with the coffee also, so the dog learns to ignore coffee on its own but locate and detect TNT even if combined within the noise

of coffee odour. Generally, I will use non-target odours that the dog would encounter in a real search. For landmine detection dogs, this means mixing TNT with soil, vegetation, and sand, for instance.

This teaches the dog to discriminate the target odour from other odours. A common experience in a real-life search. Rarely do you locate a target that doesn't have the noise of other odours either within the odour plume or scent pool.

Trace Detection

In 2020 a research study confirmed something I had suspected for a very long time. You can calibrate a dog's nose to locate a specific odour threshold and teach it to ignore the same target odour's higher or lower thresholds.

I was once a detection dog technical training advisor for a large military dog school. It was a policy that training samples (explosives) were only used in the exact format they

were procured. So C4, for instance, was in a 1 1/4lb block because that's how they were purchased. The school would not allow the cutting of the target blocks to reduce the sample size. So, the dogs were always trained on the exact same minimum amount – 1 1/4lb. You could try deep hide the targets to reduce odour, but this wasn't a consistent or validated method for calibrating the dogs.

In the year 2020, a research study undertaken by De Chant, Bunker and Hall, examined the ability to calibrate a dog's nose to a certain threshold level and teach it to ignore other levels of the same target. As I had suspected, the research demonstrated dogs could naturally ignore target odour at a 10-fold level above and below the calibrated amount. This is further reinforced by rewarding the behavior, which is something done in training regularly. Suppose there is a small amount of contamination within a training area. In that case,

the dog learns to ignore it as it is never rewarded (probably seen as a false response by the handler) and only responds on the target amount it has been trained on. This baseline contamination within your training areas is counter-training the dog to ignore the target odour's low levels.

This is not conducive to best practices but can also lead a dog to ignore actual targets in natural searches because the available odour is smaller than that trained on.

By ensuring we calibrate the dog's nose to the trace amount of odour and higher amounts, we are counter-training the natural ability to select a threshold, increasing the dog's detection capability.

The amount of target odour considered "trace" will vary depending on the original target. Based on the research mentioned above, you want to ensure you use samples at least 10-fold less than you typically train on. Training on amounts considerably lower than the quantity trained or and/or expected to be encountered in real-life searches will be advantageous.

As a side note: This also demonstrates why preventing contamination of your training areas is critical!

Application

Applying these three principles will ensure the detection dog is equipped with the skills to be effective and efficient in a real-world situation.

Step one

The training process should first imprint the dog on one target sample, ensuring it is robust in the target's detection capability.

Step two

Generalize the dog across as many variations of the target sample as possible to ensure the dog understands the target odour.

Step three

Introduce discrimination by initially having distractor odours around the imprinting setup and then mixing target odours with the distractors.

Step four

Reduce the target odour to trace amounts.

Step five

Combine all aspects of the 3-Legged Stool by having trace amounts of the variations of targets, including mixed with distractors.



Sabre : The Detection K9

Step six

Train each example of other target odours individually by following steps one-five above.

Moving Forward

Once you have completed these steps and the dog achieves detection capability to the required standard, you can introduce higher target amounts and use scenario-based training to enhance capability. Do not stop using the 3-Legged Stool, though. The principles can be applied in all future training, either one at a time or in combination. In some cases, the principles will be part of the typical training event, such as target odour being located in a container with other items "discrimination" (explosives in a suitcase, for instance).



Paul Bunker served in the British Army as a Canine Trainer/Instructor/Assessor for over 22 years. During this time, he was the Senior Instructor/Trainer of Mine Detection Dog/Handler Training for the UK and US Military at the UK Defence Animal Centre. Mr. Bunker's methodology resulted in specialized detection dog teams achieving independently validated certification standards of 100% detection rate, including sub-surface detection of target odours. He is the founder and Principal of Chiron K9, a consulting and training company focused on canine detection. He is a co-author of numerous canine detection research papers and has an imprinting workbook in publication.

The Fight Against Wildlife Crime Worldwide

Wesley Visscher
Scent Imprint For Dogs (SIFD), Netherlands

Over the past decades working dogs assist us with his nose as a secret weapon. Their nose can smell up to 300 million olfactory receptors, compared to about six million in the human nose. We build machines that can fly to the moon, but nothing works faster and better as a well-trained working dog.

There are two types of conservation dogs

Wildlife Detection Dogs

- Detection dogs that are trained in endangered species
- Tracking dog that track down poachers / or patrol dog

Conservation Dogs

Ecological monitoring & habitat analysis, for example:

- Detecting and monitoring rare and endangered species.
- Scat detection.
- Scent matching (identifying individual animals within a specific population).
- Identifying habitat use by target species.
- Carcass detection.

We can deploy our dogs on land or water searching on boats or kayaks.

Wildlife Detection Dogs

In the fight against wildlife crime, we deploy our working dogs to

strategic locations like ports, airports, border crossings, and the boundaries of protected wildlife habitats.

Endangered Species

The wildlife detection dogs are trained on the most common endangered species of the area where they will be working. Some species are being smuggled and poached worldwide, like pangolin scales and ivory, therefore the dogs are always imprinted on these two species.

The dogs can be imprinted on around 15 target species.

If the dog gives an indication on a package (Indication is a learned behavior like a sit or bark, when dog finds his target species) we don't know what is inside yet, we as dog handler or law enforcement officer would then start further investigation.

Not every Dog can be a good operational dog, especially in the varying environments and climates these dogs need to work in.

We search for the best athletics as well as looking at genetics, the



Conservation Dog Hunter Picture credit Marcel Molle

dogs need to have no fear in each and every operational search, they should not react to loud sounds and traffic. Also, they should be used to being around people without interacting with them. I want a dog that only focuses on his job.

We look for dogs that do everything for their toys. We make an association together with their toys and the target scent and learn the dogs to sit or freeze when they have found that target scent.

Emotion of the Dogs

Because we imprint the endangered species in the memory and mind of the dogs with a toy, the dog will associate the target scent with their jackpot reward. We learn the dogs that the scent can be everywhere, only they don't know when they will find it.



Wildlife detection dog Dolca search in the port of Indonesia.

scent but is not able to pinpoint exactly where it is.

Physical War

Every trafficker is afraid when a sniffer dog shows up. It is not only the dog in front of the entrance gate at the seaport that will help in finding traffickers. If you have undercover agents that are scouting for people that avoid the dogs, you will find way more products like drugs or wildlife products.

Camouflage

For a long time, traffickers try to make it more difficult for the dogs to find the odour by camouflaging the products they want to smuggle. For example, they will add spices or other strong scents to the items. I train dogs for border forces and custom agencies and this is a method that we have seen used by smugglers a lot.

Predator's Oil

A new way of traffickers to hide

The dogs are so focused on their job, that if they pick up a trace of scent, their body language will change. You can also hear that the dogs sniffing frequency will change too. These emotional responses are the most important pieces of information to recognize as a dog handler.

It is not that important that you get a perfect indication, it's that you recognize those emotions, the changes in behavior. I have found more smuggled products by seeing the emotion of the dog change before the final trained indication.

A Good Trained Handler

A well-trained dog handler knows his dog in every way. During our handler courses we teach the handlers that most of the dogs will sit and stare or freeze when he finds his target species. We teach the dogs to go as close as possible to the scent. It is however not always

possible for the dog to get directly in front of the target scent. That again is why it is also important to read your dog's emotions. When we see much more emotion and a change in body language, we teach the handlers to always further investigate to that particular area or for example a vehicle.

We can set up a training in different ways of how we hide the target scent:

- Open and the scent will move everywhere (perfect for young dogs in training or as motivation)
- Tunnel hide.
- Lockup (think about inside a locker or sealed in a package). The dogs need to learn that the scent comes out in several places and mixed with other material.
- Out of reach. The odour is deeply hidden inside a car or is hidden really high. You will see that the dog will smell the



the target scent is to use snake oil on their products. For some dogs this will actually make the package more interesting. But if you work with a dog that is not that confident, the dog will try to avoid this package.



Smugglers Packages: Pangolin Scales

Normally when the dog is searching packages during the day, the dog sees a package or other shipment as a positive association because maybe there is something inside there and he should want to smell it, because there may be a reward for the dog. So, if the dog does not want to search certain packages or shipments, you should ask yourself why the dog does not want to search this.

I have taught the handlers to always do an inspection on these packages.

Other type of dogs (the braver ones) will maybe be more active on this package by scratching it or barking at it, but not giving the usual expected response so it's important to investigate this too.

There are 3 types of dogs. One avoids the packages; one dog is very interested and shows a lot of emotion on it and the last type of dog becomes more active on it by barking at it or scratching it.

We make sure we expose our dogs in training to as many different scenarios and distraction odours as we can, to prepare them as much as possible and so we can see their reactions to be able to give that

knowledge to the new handler.

This is why the training of the handlers is so very important.

I always advise during new K9 programs that it is not about the number of dogs that you buy, but how you train a small successful unit.

We work in areas where they are not familiar with the training of dogs and spend a lot of time and

effort teaching them to understand and read their dogs in the situations they could come up against in the operational field.

National Park

The dogs that work around or in national park are trained in the art of tracking. The dogs are trained to follow a person, every person leaves their scent with a footprint but also small skin odour prints.



Ranger in Africa on Wildlife Patrol Duty

Local rangers are normally very well trained in tracking, but some terrain makes it difficult to read the tracks. The dogs can pick up a poacher's track really fast. The same dog can also be trained to search for weapons, ammunition, and wildlife samples. The dogs are perfect to search vehicles that want to leave the park or do searches during roadblocks in the park.

The country or region where we work depends on how the poachers work or how dangerous they are.

Breeds

Which breeds are the best to work? A lot of countries ask me for a Belgian shepherd. I always respond not everybody can handle a Belgian Malinois. They are high drive dogs, and they are not the best type of dogs to hold in a kennel with a lot of other dogs.



They are all-round dogs. They can do tracking, detection, and some of them even bite work. But if I need to train handlers that never worked with a working dog, I love to work with hunting breeds like pointers, cocker spaniels and terriers. These

are amazing medium to small dogs to work with and easy to handle because of the soft mouth (not the terrier). They are much calmer in their kennels in comparison to a shepherd.



The author is the owner of Scent Imprint For Dogs (SIFD) and Scent Imprint Conservation Dogs. His professional experience spans over 15 years in operational settings. The dogs trained by him are working worldwide, such as the US, Europe, Asia, and Africa. Police, Military, Border Forces Units and Private Security Companies are his clients. He trains dogs in different disciplines like Explosives, Narcotics and Money Detection. He is also involved with several projects that fight against illegal wildlife trade and train dogs for various anti-poaching units in Asia and Africa. They also set up new K-9 units for International NGO's where they train local handlers to become working dog handlers.





Human Emotions, Extra Sensory Perceptions and K9 Accuracy

Sudhakar Natarajan, DIG (Vet)
Indo-Tibetan Border Police Force (ITBP)

As a K9 trainer I have always believed that "The ratio of all that is known and known to be unknown will always remain constant". There are many things known to a dog that are still unknown to us.

In addition to the target odour, I have observed that there are many extraneous factors that can have a bearing on the indication given by a PSK (Police Service K9) during a search. The biggest negative influence on the PSK is the presence of a handler who thinks he knows the presence of a hidden article, though he may be wrong. Unwittingly his subtle physiological changes are deciphered by the dog when he approaches an article and negatively influences his accuracy by giving a false positive or a false negative response.

The quickening of heart beat or holding of breath by the handler as his dog approaches the article could act as a cue for the PSK to be 'erroneously reinforced' to read these changes rather than concentrating on the target odour to give the indication. The extra sensory perception (ESP) of a dog is beyond human spectrum and logic. I strongly feel that dogs can even read the dilation of pupils and VOC (volatile organic compounds) secreted through the skin of the handler that are based on

adrenaline secretion in anticipation of a positive find.

One cannot avoid the unintended subtle physiological changes in the handler that is read by the dog and affecting its performance. As an example, I was tasked to come up with an audience friendly K9 demo for one of our Regimental Functions. I had read about the "Stage Illusion Principal" and implemented it in training one of our dogs named Torrent who was ostensibly trained to do mathematical calculations!!! The audience went crazy when PSK Torrent indicated that $4+2$ was 6 by barking exactly 6 times. Little did the onlookers know that the dog was reading the handler and stopping after exactly 6 barks. The 'maths genius' dog went on to do multiplications and subtractions to the amazement of the audience. This goes to prove how intensely a dog studies the behavior of the handler.

Therefore 'double blind' is the only way to launch a PSK during training. In this technique neither the Handler is aware about the 'hot article' not the supervisor knows about it; so much so that even the onlookers should not have any inkling about the lay out plan.

ITBP had conducted a study on the efficacy of double blind study under my technical supervision

from 2009 to 2010 at NTCDA Bhanu.

Aim

To study the efficacy of double blind K9 indication over the open system.

Material and Method

10 dogs and 10 handlers were used for this study. The man-dog team was tested during the final week of the Advanced Explosive Detection training, when they were sufficiently scent conditioned.

Procedure

An experiment was conducted on all 10 dogs and handlers in three different scenarios during ground search of explosives. Ordnance Plastic Explosives were used in all three situations, at the same depth. 9 pits were dug equidistant from each other in 3X3 fashion. Only two out of 9 had 20 gms of plastic explosive. Elapse of 30 minutes was followed in all situations before the dogs were deployed.

Scenario 1: Open Book Exam: In this simulation the handler was made aware about the correct article.

Scenario II: Wrong Tagging: The wrong article was tagged as a 'hot spot' by putting a 'tick mark' on it to confuse the handler.

Scenario III (Double Blind): The 'hot spots' were kept a secret. Neither the handler nor the invigilator was told about it. Even the onlookers were kept in the dark.

9 dogs gave 100% success rate except for one dog.

Usually the dogs should have passed out with this excellent performance.

But, in Scenario II, when wrong tags were used to indicate articles,

it was confused to give a false positive signal. This was not the fault of the dog. It merely proves that there was faulty reinforcement to its indication response.

The training was extended by two weeks. All 10 PSKs along with handlers were once again fine-tuned in Scenario III by 'Double Blind' type training and testing. Within 3 days, 7 out of 10 dogs started giving 100% correct response. By the end of 7 days, all ten dogs started giving 100% accuracy in ground search by detecting both explosive articles.

Results

Scenario I (Open Book)	Scenario II (Wrong Tag)	Scenario III (Double Blind)
9 dogs successfully indicated both 'hot spots' correctly. One dog indicated only one correct. Success rate- 9/10	3 dogs successfully indicated both 'hot spots' correctly. 4 dog indicated only one correct. 3 Dogs got confused and failed on both articles. Success rate- 3/10	Training was extended by 2 weeks for all dogs and handlers to fine tune the indication response of dogs. After 2 weeks, all 10 dogs indicated both 'hot spots' correctly on scent alone without handler cue.
90%	30%	100 %

Discussion

It was evident that Scenario I, when the results were known to the handler and onlookers, the PSKs gave an indication on visual cues or reading the subtle changes in the behaviour or body language of the handler.

It was observed that out of 10 dogs,

the success rate dropped to a mere 30 %.

It was clear that the PSKs, though excellently scent conditioned, were working on other environmental cues that led to wrong indications. The physical & behavioural changes in the handler were intelligently read by the dog, and

Conclusion

It is safe to conclude that it is never the dog's fault. It is we trainers who sometimes inadvertently give the wrong reinforcement. When there was a 'neutral' environment, the dogs appeared more confident without the interfering cues, inadvertently passed on by human handlers, while dogs are never wrong.

I rest my case by stating, there are many things known to our darling K9s but still unknown to us. Lets learn ! Lets train !



The author, a masters in Vet Surgery & Radiology from Pantnagar, is a serving DIG of the ITBP Vet Cadre who has put in 30 years in training and deployment of K9s in all theaters of the Force, including CI grid and LWE deployment. His is credited with deploying the first batch of Malinois breed dogs in CAPFs in 2009. He has also served with NATO K9 Units in war-torn Kosovo. He is the first ITBP vet officer to be conferred with the Police Medal for Meritorious Service (PMMS) by the Hon'ble President of India in 2021. The author is a proud recipient of 7 DG's Insignias and Commendations including the UNMIK medal.

Role of Decoys in Training the Police Service K9s

Mahendra M. Hegde, Deputy Commandant
Dog Training & Breeding School (DBTS), CRPF, Taralu, Bengaluru

From throwing kibbles or physically punishing the four-legged poor creatures, coaxing them to learn few tricks, the world has moved far ahead in training Military Working Dogs (MWDs) or Police Service K9s (PSKs) to exploring and exploiting the genetically abundant natural drives in them. The methodology has moved on from compulsive training to Operant Conditioning. New training tools have made the conditioning of these Service K9s easier and more effective. It is right time to read the words on the wall and accept new norms as soon as possible, without hesitation and prejudice, so that our “four legged companions” suffer no more so that their potential capacity is fully explored and utilised for the greater cause of the national security.

Who is a Decoy?

The most important tool, now, in the training of MWDs or PSKs is a good Decoy. Who is a Decoy? Also called as agitator, helper, catcher and quarry or with many other names in different parts of the world; a Decoy is basically a trained, skilled, experienced canine trainer who acts as an enemy to the dog. He is a threat to the Pack. He threatens the dog and the pack and thus compels the canine to get agitated and aggressive. He allows the dog to assault him, bite him (exactly where he wants to get bitten!). But he is a ‘loser by choice’! Every

time a dog assaults him, he lets the dog win the fight and gain more confidence and willingness to work. Thus taking bites hundreds of times and ‘losing the fight’ without fail he shapes the dog into a complete K9 Warrior. This Decoy becomes the real winner the day the dog gets validated/certified! A good Decoy is an indispensable tool for a K9 Trainer or the Handler.

How is a Decoy Instrumental in K9 Training?

The dogs come with certain drives inbuilt in them by birth. These drives are the same, which made them survive in the wild as wolves before they got domesticated. These drives are of two kinds - Primary and Secondary. Oxygen, water, food, sex and



pain avoidance made up the Primary drives. Play, prey, pack and defence drives made the Secondary drives. Though being domesticated for many thousands of years, for mutual benefit, those drives still exist. All bundled up in their DNA. While training a Service Dog these drives are tapped to get most out of it. The key to tap, simulate, channelize and balance these drives is none other than a Decoy.



There are two kinds of decoys. Trial decoy and training decoy. For us the training decoy becomes more important one.

It Begins from the Puppy Foundation

The role of the Decoy starts right from the Puppy Foundation or Socialisation exercises. The golden period for proper socialisation and simulating the drives and aggression among the future Working K9s are when they are between the 06 to 12 weeks of age. After that crucial age the fear factor starts to set in slowly. During this socialisation period, the puppies need to be exposed to variety of surfaces, vegetation, sounds, people, other dogs and animals etc. Here comes the decoy agitating them with various means and tools. He rises the aggression level in them step by step and day by day. He lures and takes the puppies into different kinds of situations and environments progressively while agitating them. In a phased manner the decoy helps the puppies learn proper biting and grip fully. The puppies learn to assault, bite, grip etc when they are agitated and given the opportunity to chase, assault and bite the decoy as a pack. They gain confidence and taste of biting which will be helpful when formal training is started in different trades.

In Training the K9s in different trades

When training the K9s in Infantry Patrolling, Tracking, Guarding, Room Intervention, Personal Protection, Prisoner Escort etc, the



role of Decoy becomes crucial. In all these trades the decoy helps the K9 Trainer/handler in training the K9 in the desired path. Decoy not only acts as a reward but also acts as a threat to the K9 Team and thus making the K9 to assault him in order to protect its Pack, the K9 Team. As the Decoy gets defeated every time, the K9 becomes more confident, more willing and eager to work. The Decoy helps the trainer in balancing the aggression of the K9 and fine-tune the level of obedience.

Qualities of a Good Decoy

There is no doubt that a decoy should be physically tough in all respects. Physically decoying is highly demanding. The stamina, agility and endurance level of the decoy should be very high. So should be his mental toughness and alertness. He should have very strong nerves as he will be dealing with the most ferocious and hardened dogs. A trainer cannot enter into the pavilion of decoys without in-depth knowledge of canine behaviour and understanding of nuts and bolts of training working K9s. He needs an excellent level of expertise in





the above sphere. Along with that he needs to be an expert in canine communication.

A good decoy always ensures that the dog wins when it comes to decoying. Ego never hinders when it comes to make the dog win every time. Decoy don't do his job for show off but to shape a perfect dog. He never ceases to learn and every day and with each bite and from every dog he learns and upgrades himself. When it comes to utilizing and maintaining the decoying equipment, an ideal decoy gives his best effort and time in keeping his gears well maintained and ready to use. Because proper maintenance and best utilisation of decoying equipment will ensure accident free training, safety of the decoy and the dog. He is also concerned with the durability of the equipment. Above all he is the best mentor for Master Trainers and K9 Handlers when it comes to training a MWD/PSK. Training of an excellent K9 is all about an excellent team work and nobody knows this time tested truth better than a good decoy.



Shri Mahendra M. Hegde is postgraduate in Mass Communication and Journalism who joined CRPF in 2006. Being an avid dog lover, the officer is qualified in Dog Handling & Management Course at NTCD&A, ITBP, Basic and Intermediate Decoy Course, Post Blast Investigation course, ToT Tactics Course, DTS and TNA courses apart from other professional courses. He has rich experience of serving in various operational areas. The officer is twice recipient of the DG'S Commendation Disc and Appreciation. Presently he is looking after the duties of Training officer at DBTS, CRPF, Taralu.

Foundation Training of Police Service K9s

Arun Sanadhya, Deputy Commandant (Vet)

Dog Training School, Central Industrial Security Force (CISF), Ranchi

Dog training is the application of behavior analysis which uses the environmental events of antecedents and consequences to modify the dog behavior. The training of police dogs can be divided conveniently into two parts. One is "foundation training" and second is "nose work". The standard of training must be extremely high. Foundation training is the peg on which complete training of the dog depends. Objectives of foundation training are to prepare a dog for advance training, in which dog have to be trained to create a relationship in between dog and handler firstly, and it will help later in advance training or scent work. To create a focus on the handler's commands, control over the dog not by the help of punishment or negative reinforcement, such relationship should be made that the dog follows all commands of the handler without any hesitation and confusion. In the initial phase of the puppy training we should start training with marrying up of the dog with the new handler. This develops the strong bond in between dog and handler, and a relationship which develops in the initial foundation training is most important for the future training of the police K-9s. Training should be interesting and enjoyable for the dog which makes them obedient and also maintain their drives.

Although training involves much hard work, every effort should be

made to make the training session as pleasant as possible giving enjoyment to dog. The objective of police dog training is to train a dog who performs error-free 'Nose work'. For the nose work dog should be trained in such a manner in which level of dog's motivation is always high and drives of the dog should be maintained and control over the dog is also required in all independent blind searches.

Basic Obedience Training

What is the meaning of Basic Obedience; it has been observed that dog handler thinks that the basic obedience means to train a new dog for few verbal commands like Sit, Get-up, Down, Sleep, Roll and Salute, is it sufficient for the obedience of a dog. We can say if dogs perform these commands properly does it mean that dog is obedient. The ultimate objective of training is to gain voice control over the dog at all times and under all circumstances but this word 'control' must have a wide meaning. It is important to know not only about how to train a dog, but what to train it to do. Dog is capable to do obedience separately, but handler fails to deploy that dog with the proper obedient manner for the scent work in the different scenario, because handler trains dog for obedience by using two important principles



of dog training, one is repetition and other is punishment. The dog knows what he has to do now because dog does these exercises everyday even sequence of the commands, dog knows what will be the next, whatever command gives by handlers after sit, dogs goes in Down position because handlers gives same commands in the same scenario and same time repeatedly, the dog never listens the commands; dog has gone to the classical condition which start with Sitting and ends with Salute. We can better understand this with an example when we put four dogs in the same time in a line, and the instructor gives the command "Dahiney se basic obedience shuru kar", when first dog start obedience the next dog automatically goes to the position in which the first has gone. Then what should we do for obedience training for police dogs. What is our main objective, what do we need from a police dog; we want our dog to follow all the voice orders and instructions of the handler. In initial phase of the dog training must be enjoyable

for new growing pups, it is also required for the better mental development and physical growth of the puppy. Obedience training should be interesting and enjoyable for puppies, which makes them obedient and also maintain their drives. So that for training session they will be ready every time. The dog should be trained for those positions which are natural for the dog like Sit, Get-up and rest and there are some positions that dog does not like, those stages should not be learnt, any technique can be used to learn natural positions. A police dog should not be trained for that position which does not have any tactical importance. Success in obedience training is based on the acceptance by the dog of a series of habit forming exercises which are repeated until the reaction of the dog becomes immediate and automatic. It has been observed most of the time during practicing of obedience training dog get bored and the search drive of a dog get reduced because of repetition of the obedience commands, It should be ensured that the dog starts to understand the handler's command instead of memorized the sequence of the repeated commands.

Heel Free with Direction Control

Every police dog must be fit, agile and adaptable, but it must always be under control, and this control can only be achieved by complete off-leash training of heel free with direction control.

A police dog is a dog that is expected to operate in a field scenario. Competent working dog

should be accurate, reliable in locating their target odour, confident and energetic, exhibit high search drive and have the capability to work off leash but always under the handler's control. Most of the times, during search training the dog will be off leash, sometimes passing out of sight of its handler. Unless it combines direction control in the module of fundamental training, control will be lacking and much of its value will be lost. Every police dog must be off leash at the time of nose work, it will help the working dog doing their work independently otherwise the actions and the undue signs given by the handler affects the search of the dog. But it must always be under control, and this control can only be achieved by complete heel free with direction control training before advance nose work training.

Marker Training

A marker for positive reinforcement must be introduced in the foundation training of a police dog, so that dog can differentiate between desirable and undesirable behaviors. Marker training is a simple way of dog training that communicates with the dog what behavior is correct and desired by the handler. It teaches the dog through their own thinking and actions instead of luring, correcting, or physically manipulating the dog into the correct position or behavior. It allows the learning of behaviors to be established quickly



with food reward. The dog has to make the choice to offer the behavior. The more you reward the desired behavior, the more the dog will offer that behavior again for their reward. Get to tell the dog "Good" or "Shabash" with marker training and food reward instead of waiting for the poor behavior and telling the dog "No". It is required to set a marker for positive reinforcement in the initial stage of foundation training it will help to train a dog for advance nose work.

Agility

For better command and control over the police dog agility training is must. Agility fulfills the dog's natural instincts since dogs are natural hunters, chasing and running after a variety of prey. Agility is a great way to get rid of dog's excess energy. In most of its agility training and always when using this agility on patrol the dog will be off leash. Running through a course that involves passing over and through a variety of obstacles will challenge dog's mind and body. Involving dog in agility will help to strengthen his muscles, improve coordination and increase endurance and these all are required in a police dog. Agility will help the dog to get in shape too. Agility helps strengthen the bond between dog and handler. Agility courses are set up so that dogs would not be able to complete them without the help

of handler. As dog must rely on verbal and hand instructions from the handler in order to navigate the course, the trust between handler and dog will be increased, will help reinforce basic obedience commands, improve dog, handler communication and ultimately help to improve behavior of the dog. Initial agility training is a must for a police dog to increase endurance level. The dog must be able to jump over the hurdles, climb stairs. Accustom to the different obstacles is also required to develop a strong bond between dog and handler, and also develop the nature to follow the commands of the handlers in an adverse situation where the dog is already confused to solve that obstacle but still listens to his master, it develops the problem solving capability in the dog, most of the time we have seen that when a dog start doing course of obstacles dog just start and never stop till last obstacle ends. This does not mean that dog develops bonding with the master or problem solving capability. There might be a chance that dog repeatedly performing those obstacles during regular training and he may be classically conditioned with those obstacles. The main focus during obstacle training should be on changing the line, course of the obstacles and also gives some halts in between the obstacles so that dog is able to learn from hurdles.

Concentration Training

To control over the dog concentration training is a must. Only through this training we can get the dog to focus on handler commands and only when focused, dog can be shown the direction for the next task in the gesture. Working on gestures is beneficial in the scenario where the distance between dog and handler is more. Many handlers misunderstand the concept of concentration, most of the time it is only used if talking about the ability to focus attention on an unpleasant task. A much better understating is that concentration is the ability to isolate a part from a complex and to stay occupied with it. When a task is experienced as pleasant concentration goes more, but if the task that has to be performed is experienced as unpleasant or negative concentration is often less intense and short. Once the dog knows what it has to do, the dog performs the order with pleasure. It will concentrate without problems in its duty. But if the order or task remains unpleasant, and dog has to be forced again and again to repeat it the activity will take a lot of its energy, and it will not persist for long.



Unusual Noises

Police dog should have to learn to tackle a criminal armed with a gun and should have to disregard gunfire and other unusual sounds. This training must be incorporated in foundation training, and it is essential that the police dog be tested at an early stage for courage and its reaction to unusual sounds like aircraft, train, vehicle sounds, and explosion, gunfire, so that any corrective measures can begin early and be taken very slowly and carefully. These sounds may be included in the day to day training, to make the dog aware of these sounds. The handler must closely watch the reactions of his dog and if necessary, fondle it and comfort it to give it confidence. Over a period of time dog gets used to these sounds. The training is invaluable in teaching a dog not to react fearfully to any loud or unexpected noises.



Dr Arun Sanadhaya is an ITBP veterinary officer, postgraduate in 'Surgery and Radiology'. He has earlier served in as a Officer commanding of 'National Training Centre for Dog' of the ITBP at Bhanu (Haryana). The officer is currently posted at 'Dog Training School' of CISF at Ranchi.

The Belgian Shepherd Malinois Dogs “Challenges of Raising and Training”

RS Suryavanshi, Assistant Commandant
Dog Training & Breeding School (DBTS), CRPF, Taralu, Bengaluru

Raising a Belgian Shepherd Malinois

CRPF is a leading organisation for raising and training of BSM (Belgian Shepherd Malinois). Since 2011 after its establishment of DB&TS at Taralu, Bengaluru, Karnataka; successfully raised, trained and deployed BSM in field units. Now a days various CAPF organisation and Police departments are showing interest on BSM breed. In this article, I would like to convey that- Raising and training BSM is different from doing the same with so many other breeds of dogs. The basic differences can be seen when they are puppies.

Most puppies observe what they want to see in their surroundings and take little notice of all the rest. They do not react to acoustic or environmental stimuli, which are not interesting for them. They are oriented to the people who are with them, that is the most important thing. In contrast, the Malinois puppy sees and hears everything and react to everything, even a bird flying over him. He always wants to be active, exploring every wonderful thing about his environment. Equally, he notices the things that aren't so wonderful even frightening and so, he can become skittish.

Second, while other puppies react

neutrally or even with interest to a strange person, Malinois puppies may react with reserve and nervousness. Trying to engage a shy puppy will usually draw any other kind of puppy out of his shell, but not the Malinois, who instead becomes more withdrawn than before.

Third, when other puppies get tired, they stop what they're doing and have a rest. Malinois puppies do not. They go on and on until their handlers intervene and tell them it's time for a rest. It is important to remember that the busier the Malinois puppy, the more tired he is! Thinking he'll stop when he's tired is folly. A lot of people think, "Okay. If this puppy wants to keep running after the ball, he can't be tired." But this line of thinking can be fatal for a Malinois.

As a result, Malinois puppies must have regular rest, and in a quiet place, otherwise they don't sleep. If you put your puppy into a kennel, she will begin turning around in circles, reacting to every stimulus, and he will bark nervously. If you must use a kennel, put a crate or dog carrier into it, so your Malinois puppy can curl up in it and go to sleep.

A fourth difference lies in how puppies discover the world. For most puppies, discovery is an easy



process: slowly, you introduce them to new parts of their world. Step by step, they learn about the things around them that interest them. As a result, their world feels safe and acceptable. If something happens to frighten them, you can support them by putting them on leash, taking them over to show them the problematic item, that there is nothing to worry about. Even off leash, you can lure them over to the scary item with a ball or another toy. Using this method, you can shepherd puppies through many new, and even frightening, situations.





Malinois puppies are different because they want to know about everything around them, in depth. You should go everywhere with your puppy, so that he can experience as much as possible with your support. Even as you allow her to explore, you must also ensure she has enough time to sleep to deal with all the new impressions.

When Malinois puppies become nervy or reserved, luring them out of their shell likely won't work. Instead, focus on your own behaviour. Show a very confident attitude, walk on normally, and oblige your puppy to go with you. The more you try to cajole your puppy, the more he will refuse. Sometimes showing a toy or a ball will help to bring him through a scary situation. But never use a soothing voice or display some sort of reassuring behaviour, because that will only ensure he stays nervous or reserved about whatever the problem is, and for a long time. The Malinois works really well with a no-nonsense approach.

Because the Malinois becomes overstimulated easily, it is important to structure his world

from the beginning. Employ a strict time schedule for eating, resting, training, and working. The better structured his time, the higher the level of performance attained.


Fifth, the young Malinois is not only known for learning quickly but also for his tendency to become upset quickly if he doesn't understand. He can become very excited, almost as if he can't find the right spot in his mind for all his thoughts. When this happens, you must interfere and settle your dog by making it clear what exercise she must perform, showing him a logical approach, and not encouraging the dog with words.

In learning the different exercises, the young Malinois needs a fixed, clear, no-nonsense approach. Most of the time, the Malinois is passionate about many things at once, his different instincts will be firing on all cylinders and he can be driven to distraction if he is not under control. Other young dogs mostly don't have so much drive, or so many drives engaged at once. If other dogs could speak, they would ask their handlers, "Tell me what to do now," as opposed to a Malinois,

who would say, "I already know what to do now." Because the Malinois is such a quick study, you must be careful. Other dogs may not pick up on faults in training, but a Malinois might just as easily pick up on the mistakes you made in training him, which you will have to eliminate later, through more training.

Training Problems

The Malinois is an active, even busy dog, willing to work full-out but, because of his enthusiasm, is sometimes a bit difficult to work correctly. He is eager to learn but a bit sloppy. Good trainers and handlers tolerate the initial inaccuracies in training because a well-trained Malinois is an excellent working dog with a powerful and convincing bite and is easy to motivate in bite work.





The character of the Malinois is rather tough, which means that after a bad experience, the dog will recover his good temper and eagerness for the work after receiving a kind word from his handler. Unfortunately, his toughness can fool substandard handlers into being too hard on him, and thus giving him the wrong kind of education. Although he is tough, the young, growing Malinois is very sensitive to the attitude and moods of his handler and must be approached quietly and raised with the necessary sensitivity. If the handler is too rough, the Malinois will be ruined (becoming fearful, aggressive, or inaccessible to further training). If he is treated with dignity and sensitivity, however, he will develop into an excellent working dog.

You can see the differences between Malinois and other breeds as Malinois finish their training and are placed in service. Most dogs



will indicate when they are tired and will slow down or even stop what they are doing. After a short rest they can pick up where they left off. As mentioned previously, even when she is tired or hot, the Malinois continues to work, going on and on, even when overworking becomes fatal. And this is another problem handler encounter when training Malinois.

In the past few incidents have occurred that Malinois have died of exhaustion after operational duties. Mostly the reason is they have to work out a 20-30 km track on a sunny day. When a dog works out a 1 km track on sunny days, his body temperature can rise to over 104.2 °F (40.1°C), and his heart and respiration rates rise too. In this case, the additional bite work at the end of track caused hyperthermia (107.35 °F / 41.86 °C) and complete exhaustion, which led to the dogs' deaths. To protect your Malinois, you, the handler, must determine when the pauses should come in the work because your dog will not stop on his own. The positive aspect to this is that if you are careful and are giving your dog the health breaks, he needs, your Malinois can work for a long time, only needing short pauses during the work to gather strength or cool off.

Another pro-and-con about training

and working with a Malinois is his uncanny ability to "think ahead" as he works out a problem. A Malinois can invent other ways to perform certain exercises, and as a dog handler you must be prepared for this eventuality. His ability to do this can be an advantage as well as disadvantage. When you give a Malinois too much encouragement and support, and offer him too many tasks or exercise at once, he becomes overloaded and will begin to display overactive, even neurotic behaviours, running in circles, excessive barking, and so on. By the time his behaviours have noticeably changed, you, the handler, will be unable to contain him, and your working relationship with him will come to an end. The Malinois requires a totally different approach than most other dogs, as a handler, you must be aware and proactive during training.



The author is working as Assistant Principal (Adm) at CRPF Dog Breeding & Training School Bengaluru, Karnataka. An ex SPG officer, he is qualified in dog handling and training from NTCD, Tekanpur. He has also done many online courses in dog behaviour and training. He is keen to contribute professionally on diverse aspects of PSKs

Working Experience with Police Service K9 Teams in Anti Naxal Operational Theatre

Manoranjan Kumar, Deputy Commandant (Vet)
52nd Bn Indo-Tibetan Border Police (ITBP)

It was 22nd Sept 2016 when I joined the 38th Battalion of Indo-Tibetan Border Police (ITBP) at Chhattisgarh. Five Companies (Coys) of the battalion were deployed in remote Naxal affected areas. The Pre-Induction Training (PIT) was very fruitful in understanding the organisational set-up of Naxals, their modus operandi, Naxal sympathisers network, their approach to Intelligence gathering etc. The PIT lectures, especially the case studies of Naxal incidents, engaged in understanding the Naxal modus operandi in that area. In short, the aim of Naxals in the area was to target the security forces by either placing Improvised Explosive Devices (IEDs), ambush or hit & run technique with small action team. After completion of the PIT, we were inducted in the operational area for familiarisation of Area of Responsibility (AOR) with participation in Anti-Naxal Operations (ANO) to understand the nature of duties. Being a force veterinarian, I observed a dual role for myself. My primary role was to take all the preventive measures, management practices, and therapeutic approaches to keep the K9 squad healthy & fit for operations. The secondary part being operational in nature to guide dog handlers for training practices with trade work evaluation, convincing commanders regarding the utility of K9 team in field condition.

In continuation of primary role,

I would like to mention the common health problems of K9 encountered during my tenure and their preventive measures adopted to minimise the same.

Heat Stroke

In Chhattisgarh, from April to June, there is hot climatic conditions and our K9 squads are subject to heat stroke during operations. We used to follow some preventive techniques like suggesting commanders to begin the operations early in the morning, K9 teams to be taken on foliage grass instead of the black top hot road with improvised boots. They are given frequent rest under shady trees after properly searching & securing the area. Every dog handler supplied with cool drinking water in thermoseal flask with readymade feed and spray bottle for sprinkling cool water on lolling tongue while panting for faster dissipation of heat. K9 usually have a lighter meal before operations so as to avoid vomiting. Explicit instructions issued for frequent clean & cool drinking water during the operations. Every Company Operating Base (COB) was having the provision of cool air-conditioned room for the same. Written guidelines were circulated to each COBs for dealing with cases of heat stroke, if any.

Tick Fever

One of the deadly disease prevalent in the AOR is tick fever. Simple preventive techniques followed to prevent the disease



like religiously following grooming parade, applying tick collar, using spot-on flumethrin preparations, Flame gun of kennels, filling of cracks & crevices with whitewash and frequent checking of mucous membrane for anaemia and use of antiprotozoal drugs like imidocarb if required.

Skin Infections

Extreme hot and humid climate, especially during the rainy season, leads to skin infections/ fungal infestation in K9s, if not properly maintained. Preventive measures include wiping of canine skin coat with towels & an electric hair dryer to keep it dry and applying anti-fungal powder if rashes appear and regular & rotational use of different composition & combination of anthelmintic to decrease the parasitic load. The addition of a pinch of sulphur or homoeopathy medicine sulphur 200 sometimes given good results in skin infections. Overall grooming parade, cleaning & drying of skin coat with wet towels in weak antiseptic solution, bathing

once in 15 days with good quality shampoo and drying the skin coat completely, regular deworming are the key practices to control the skin infections in K9s.

Renal Problems and Anaemia

Some of the K9s posted in this area showed renal problems followed by anaemia. After analysis, the hardness of water was found a causative agent in damaging the renal tubules leading to anaemia. Then Offering either RO filtered water or giving water after boiling and straining somewhat served the purpose of controlling the problem. Besides the above, there were sporadic cases of gastritis, vomition & diarrhoea, pyometra in females, allergic reactions due to insect bites or forest plants were noticed.

Now coming to the secondary operational role, the following points are significant:

Convincing the Coy Commander Regarding the Role of K9 in Operations with its Limitations

I used to organise a demonstration of explosive search by K9 team in front of commanders. After successful completion of the search, I used to brief them regarding the principle of K9 training of sniffing, method of search, and innocent behavioural response of K9 in a trained way to detect the explosive. Further, if this small amount of explosive had the slightest scent snuffed and searched by our K9 team in practice, imagine the amount of IED and quality of odour placed by Naxals! In this way, the trust of the commander is paramount for the optimal utilisation of his asset.

Limitations of K9 in Search

Most of them have the perception that the K9 will sniff the whole patch of road/area on its own in a continuous way while search which is not the actual case. The entire procedure of search is a team effort by which every participant alongwith the handler, has to look for the suspicious position or viable approach for placement of IED by Naxals. The doubtful situation may be identified by looking for any tampering in natural things like broken leaves, herbs, recent digging signs, fresh soil or it may be anything that doesn't exist naturally in nature. Further we should have a thinking approach like Naxals to find the inescapable route by security forces like single pool, culverts, usual pattern/path of movement/rest under shady tree in hot climate are on higher risk and it may be searched by DSMD (Deep Search Metal Detector) alongwith co-ordination of K9 team to double-check and secure the area. Thus the man, machine and canine as a team will give the best results.

Pre-induction Training and Refresher Courses for Dog Handlers

The PIT for dog handlers organised at Tactical Headquarter (THQ) after their arrival from the training

centre, where dogs are supposed to be quarantined for three days at the same location while handlers have to undergo the PIT. The PIT covers the knowledge of common K9 diseases with their preventive measures, first aid and familiarisation with different operations in ANO area. In this part, we cover the operational approach with K9, method of search, suspicious position, likely approach of placement of IED, Ambush site, and points in mind while performing the scout duty in Area Domination Patrol (ADP) and Road Opening Party (ROP). One of the main task in ANO is Helipad sanitisation in which the handlers are briefed to divide the helipad in imaginary blocks and then applying the methods of search like in circular/linear/to & fro, the whole helipad sanitised for secure movement of VIP.

Over and above, the involvement of K9 unit in any operation has dual impact. The first one is the deterrence effect, leading to the discouragement of harmful elements in naxal affected areas, which compels them to change their usual tactics and planning. The second one is boosting the morale of our troops as it is available as a security aid with them, giving them a further sense of security and pride.



Dr Manoranjan Kumar, Deputy Commandant (Vet) is an upcoming young officer of ITBP, with 8 years service in border areas and exposure to K9 training and management. He aims to specialise in K9 olfaction and find new and efficient ways to train and deploy PSKs. This is first article by him for any professional K9 journal.

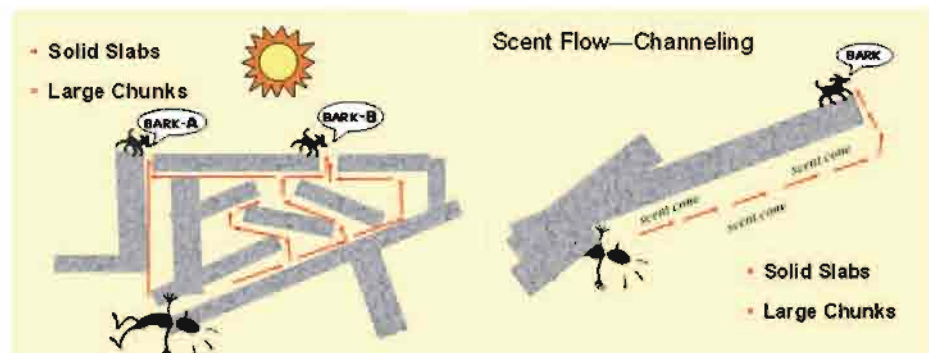
Understanding Search and Rescue Canines (SAR K9s)

R Saravanan, Deputy Commandant (Vet)
4th Battalion National Disaster Response Force (NDRF)

“One Trained Search and Rescue Canine Equals 60 Search and Rescue Workers”
- Charles Stoehr.

No one is quite sure when humans first domesticated canines, but one thing is certain that canines and people have been working side by side for thousands of years. Modern training methods have led to canines becoming an integral part to Police organisations as guide canines, search-and-rescue canines and bomb- or drug-sniffing canines. The canine's active sense of smell, sight and hearing have a decisive advantage over the human agencies and are put to use for assisting the Police in a variety of investigations and search operations. Canines could be used with substantial success in tracking the criminals after a crime has been committed and in searching premises to locate criminals. Canines could be used for recovering articles stolen, searching of missing persons and for patrolling, Explosives and Narcotic detection and VIP and VVIP security.

The significances of use of Canines for Search and Rescue (SAR) in India was first felt when Urban Search & Rescue (USAR)/ International Search & Rescue Advisory Board (INSARAB) teams of many countries collaborated in finding live victims in collapsed structures following a massive earthquake recording 7.9 on Richter scale in Bhuj district of



Gujarat, though the canines were used in various other trades of detecting explosives, narcotics etc. It was learned that trained SAR K9s played a vital role in finding live victims and saving precious lives in the rubbles. Aftermath of the earthquake, many policies were framed and Disaster Management Act, 2005 came to force which lead to the creation of National Disaster Response Force (NDRF). The National Disaster Response Force is a biggest stand alone disaster response Force in the World mandated to respond to natural as well as manmade disasters. In addition to the authorization of the many state of the art equipment meant for the search & rescue, all Battalions of the NDRF are also authorized with 36 canines each for the purpose of search of live victims in Collapsed Structure Search and Rescue (CSSR) operations.

This article is focussed on improving the understanding on Search and Rescue Canines with some of the frequently asked questions compiled from various sources (Newspaper/Websites)

How Canine Search and Rescue Works?

Search and Rescue canines are an integral part of Urban Search and Rescue (USAR). The job of a SAR K9 has two main components:

Finding the origin of Human scent. Letting the handler know where it is from?

Finding a Human Scent

The central job of canine is to “FIND” a human scent (Find it)..... For people these may seem difficult task but to a canine the scent of a human is as powerful and distinctive as the smell of a freshly

baked pie to a person. Experts suggest Canines sniffing ability is almost 40 times higher than that of Human beings.

How does it Work?

It's impossible to know for sure, how this works but most experts believe that Human beings- constantly shed dead skin cells called "Raft", which contains bacteria and smell distinct human. And it is also believed that SAR dogs sniff these Raft, which form the "Scent Cone". Scent cone theory explains that the Victim is the source of scent, or the tip of the cone. As the scent leaves the victim it fans out to form the base of the cone, becoming wider as it travels further away from the victim. It is the job of the search dog to seek the cone and follow to its source.

It should also be clearly understood that **"Search and Rescue canines are scent detectors and NOT VICTIM LOCATORS"**. To understand better an illustration is depicted wherein, it can be appreciated that the canine barks at two locations say as A and B. But at Point B- the victim is not at Right angle- but the Human scent is emitted, Various factors affect the availability of human scent to dog such as Wind speed, Wind direction, Temperature, Humidity, Sunlight etc. and also the terrain



which determines the scent flow.

Let the handler know where it is from: Depending on the speciality area and canine core training – "RECALL- FIND" (Show me) in which canine find the victim returns to his handler and then leads the handler back to the victim. Otherwise "Victim loyalty"- wherein which the canine stays with the victim and alerts his handler by continuous focussed barking.



Photos 1 & 2: Canine SAR Team in action in Collapsed Structure Search and Rescue operations.

How SAR Canines are Trained?

First let's understand how dogs learn: In simple terms Dogs learn from every interaction it has with its environment. This can be through classical conditioning, where it forms association between two stimuli; non associative learning, where its behaviour is modified through habituation or sensitisation; operant conditioning, where it forms an association between an antecedent and its consequence.

Canine training can be defined as purposeful changing of a canine's behaviour. **The basics of Canine SAR training are "Associating**

human scent with a thing that the canine wants it very badly". The central job being to find human scent and effectively, alert his handler to its location. **AS per Federal Emergency Management Agency (FEMA), to achieve the standards most SAR dogs live and train with their handlers for more than 2 years to make them mission ready. FEMA broadly categorizes the USAR K9 training into five elements:**

Obedience: The canine is trained to be under the control of the handler, capable of heeling through crowds and non-aggressive to





people and other canines. For its safety, the canine is trained for emergency stop command and also long wait to evaluate the reliability of the canine to remain in place when the handler is out of sight.

Bark Indication: In disaster search, a strong, independent bark indication on live human scent is the only indication method that can be recognized when out of sight. For these purpose, props such as alert tubes or barrels or boxes are introduced with victims. The canine is trained to investigate all of the bark props and remain at the correct bark prop and must perform focused Bark Indication for 30 seconds; the barks may be interspersed with digging and attempts to penetrate.

Direction and Control: The canine is trained to demonstrate the ability to be directed and controlled by the handler on verbal and/or visual signals in order to search areas that the handler may not access or to avoid hazardous areas.

Agility: Training allows the canine to develop confidence on the rubble. The canine trained to search the rubble under the handler control without being overly concerned about its safety.

RubbleSite_Simulatedsearch: the rubble search training demonstrates the ability of canine to integrate all of the previously accomplished elements into an effective search team. i.e. responding to handler's

direction and control, searching independently, committed to each live victim, focused bark Indication of live human scent on two victims with no false indications, demonstrates agility and indicating repetitively and independently of handler.

Socialisation at puppy stage plays an important role in making a successful SAR K9 team.

So which are the breeds good for Search and Rescue? Breeds according to several search dog criterion:

Prey drive

- Labrador retriever
- Border collie
- German shepherd or Belgian Malinois

Tolerant

- Labrador retriever
- German shepherd
- Border collie

Adaptable to new handler

- Labrador retriever
- German shepherd
- Border collie.

Do the Dogs Sniff Cadaver/ Human Remains?

No, National Disaster Response Force Canines are trained to

alert on a live victim in Collapsed Structure. It requires different scent source and discrimination and it's completely a different trade/ training as such, though the basics are same as **find** and **alert**.

What experts say on Cross-training?

Canines should be trained only on searching for live victims. Why so? Inherent dangers lie in cross training a live search dog for cadaver work. Most important factor in saving life's after a collapse is **TIME**. **The probability of rescuing a live victim is higher in initial few hours of collapse termed as golden hour. The survival rate drops as the time lapses.** With dogs that are cross trained on live and cadaver search there is a much increased probability of mistaking a cadaver alert for a live alert and resources are committed thereby wasting time and losing lives. By far, the highest probability for achieving excellence lies with the single- function specialised live search dog.

To conclude man's best friend, a trained K9 Search and Rescue team can save lives abiding to forces motto of Apda Seva Sadaiv and a gentle reminder that Scientists are yet to develop any equipment that can effectively compete with the sniffing ability of Canine.



Dr Saravanan R, Deputy Commandant (Vet) is an ITBP officer currently on deputation to 04th Batalion National Disaster Response Force (NDRF), Arakkonam. He has enriching experience in training Search and Rescue (SAR) canines and had trained more than 50 SAR K9s.

Relation Between Womb and Sucking Reflex

Gurwinderjit Singh, Commandant (Vet)
Sector HQ Sashastra Seema Bal (SSB), Bettiah

As we all are aware that after fertilisation of ovum developmental stages start and fertilised ovum moves down to uterus from site of fertilisation and gets implanted in the womb (uterus). After implantation embryo starts getting nourishment from mother via placenta till completion of gestational period.

Mother's womb is the safest heaven for the growth and nourishment of embryo. In the womb the embryo develops into a baby to face the external environment after birth.

In the womb (in uterus) of the mother embryo grows in controlled environment and lead to development of all sense organs.



After birth first exposure to new environment from controlled environment lead to sudden fall of body temperature of foetus and the receptors on the muzzle gets activated and search for warmth is initiated. The mother's udder has the highest supply of blood and is comparatively warmer as compared to the rest of the body. As the udder is warmer the new born baby gets closer to the udder for warmth and



carries the muzzle close to udder. The nipples in the udder are more protruding and touch them first and lead to first milk after birth due to sucking reflex. Mature puppy born after complete gestational period need no assistance as sucking reflex is fully developed whereas the premature born puppies require assisted feeding by mother or owner.

The sucking reflex of new born baby is a natural instinct which is stimulated as a result of increased blood supplies to udder of mother and more heat receptors developed on muzzle drives the baby/puppy

toward udder for seeking warmth.

Other contributing factors for warmth seeking and first feeding sequel to sucking reflex are:

- Development of hypoxia after birth stimulates first respiration and working of lungs as supply of oxygen is cut from the mother.
- Development of hypoglycaemia leads to stimulation of hunger center.
- Fall of 2-degree centigrade body temperature of new born baby/puppy which prompts warmth seeking by newborn and sucking reflex helps for first feeding of newborn.
- First feeding of newborn stimulates the intestinal motility for the first time and results in the passage of "muconium".

This is how new born baby gets attracted toward udder which lead to sucking of new born.

Fact that all mammals develop their embryos in the womb being warm blooded animals. The behavioural study of new born reveals the same phenomenon in all mammals.



The author is graduate from Punjab Agricultural University Ludhiana. He has got vast experience in field and K9 breeding & training with SSB. He has earlier also worked at SSB's Dog Training & Breeding Centre Dera Alwar (Rajasthan) for 04 years. He is currently posted at Sector HQ SSB Bettiah (Bihar) to look after the dog squads.

Behavioural Abnormalities in Dogs and their Remedies

SC Sukhadeo, Commandant (Vet)
HQ Sashastra Seema Bal (SSB), Muzzafarpur (Bihar)

Behaviour observed in animals, which occur either voluntarily or involuntarily, is an excitable blend of species specific and acquired or learned component. The central nervous system and body hormones are responsible for the expression of and maintenance of behaviour.

The behaviour in dogs is directly related to the functioning of mind, which is 80% by the natural instinct and 20% by acquired knowledge.

Development of Pups and Behaviour Pattern

Initially, puppies are biased to maintain contact familiar and to avoid contact with unfamiliar i.e. the world existing beyond mother, littermates and nest. This period is upto initial three weeks.

As they mature the familiar becomes a staging platform for exploring & exploiting the unfamiliar for the benefit of survival. Although unfamiliar represent risk, it is also a source of tremendous opportunity, whereas fearful pups withdraw from the unfamiliar because of potential risk it represents; confident and secure puppies are attracted towards the unfamiliar because potential opportunities. This development takes place during the 5th to 8th week; when development of brain and nervous system occurs.

Exposure to varied stimuli involving familiar and unfamiliar stimulation in combination with human handling is highly beneficial for puppies.

Socialisation and Training

To help a dog develop a confident attitude towards people, other dogs, places, things they must be provided with adequate diverse and orderly training activities. The process of training & exposure assure dogs that their surroundings are predictable and controllable. It has been observed that maximum socialisation can be obtained between 6th to 8th weeks of age. If the pups don't have contact with human beings until they are 14 weeks of age i.e.; pups reared in complete isolation, they are impossible to be socialised & they literally become wild and unapproachable. When the dog is well adapted to a normal, domestic environment, behavioural abnormalities rarely arise.

Abnormal Behaviour

There is no bad behaviour to a dog. However, what is absolutely normal to a dog may not fit into our lifestyle. A behaviour problem is a tendency or pattern that sufficiently deviates from owners expectations. There is always a reason and a purpose behind any dog's behaviour that has been instilled in their make



from generations.

The first step in solving any behavioural problem is to find out-

- Why the dog is doing the particular behaviour?
- What are the circumstances surrounding the behaviour?
- When does the dog do it?
- Where does the dog do it?
- How does the dog do it?

Factors Responsible for Abnormal Behaviour

- Genetic predisposition: e.g. Aggression, Shyness, Timidity.
- Pathology: Idiopathic causes/undiagnosed neurological problems, deficiency of enzymes, hormonal disorders.
- Increasing age: Reduced sensory acuteness, awareness, deafness/blindness.

- **Trauma:** A puppy's brain develops in response to sensory, cognitive, emotional stimulation. Traumatic experiences occurring in early puppyhood are major source of phobic behaviour. A single bee sting at the age between 6th- 8th weeks of age will result in permanent fear for insects flies etc.
- **Socialisation defects:** Isolation, Abusive handling, mistreatment, event situational unfamiliarity

Behavioural Abnormalities

Separation Anxiety

Sometimes people overbond with their pet to the point where he cannot leave their aside. When animal becomes suddenly alone, he experiences a sort of emotional distress and suffers from separation anxiety & becomes destructive.

Manifestations of Separation Anxiety:

- Jumping through the window to get out of the house to find the owner.
- Chewing/scratching the door
- Howling or barking to call owner
- Loss of bladder/ bowel control
- Tearing up, chewing bed clothes, personal belongings of owner

Remedy

- Establish rules and boundaries immediately.
- Teach the dog to sit or lie down for anything he wants
- Don't shower him with free affection.
- Provide plenty of exercise and mental stimulation
- Confine the dog to crate or other

small areas with comforting items and chew toys.

- Frequently enter and exit the room many times till he is calm.
- Come and go from the room many times, ignore the dog.
- Practice low key departures/ arrivals.
- Don't keep contact with dog 10-15 minutes before leaving/ after arrival.
- Assume strong leadership role.
- Never punish the dog after the fact.
- Antidepressant drugs can be tried.

Abnormal Care Seeking Behaviour

Sometimes the dog becomes a child substitute and a symbolic affection for the owner. The dog becomes over-dominant due to over indulgence by the owner or becomes overprotective towards the owner and aggressive towards

the stranger. Such dogs fulfill emotional and social needs of the owner but they become prone to emotional disturbances. If there is change in the home/ environment, the dog feels neglected. He may not eat, may show intestinal disorders, pruritis and sympathy lameness.

Remedy

Same as that of separation anxiety.

Aggressive Behaviour

This is breed specific behaviour and highly depends on genetic factors. If it is not from idiopathic or pathological causes, it can be viewed as an adaptive effort to establish control over some vital resources/ situation that cannot be countered by other means. This behaviour is a reaction to pain, frustration, discomfort and territorial aggression. This behaviour is to establish or defend social ranking.

PROBLEM	TARGET	ELICITING SITUATION
Dominance aggression	Family members	response to dominant gesture by owner; competitive situation over resting place, food.
Possessive aggression	person/animal	target approaches when dog in possession of food/toys
Protective aggression	person/animal	target approaches area, owner, other animals.
Fear aggression	human	dog approached, punished, reached.
Same gender aggression	other male	target seen at a distance
	other female	competitive situation bet two females.
Pain elicited	person	target tries to groom, manipulate painful area
Punishment elicited	person	dog exposed to painful punishment
Maternal aggression	person	target approaches puppies/ nest.
Redirected	person	target interferes when dog is threatened/ fighting

Classification of Aggression:

Causes

- **Inherited predisposition** Some breeds are more aggressive e.g.; Wire hound, Basenji, GSD, Malinois.
- **Hormonal influence** Increased competitiveness and aggressive behaviour are associated with hormonal changes occurring during puberty.
- **Insufficient owner dominance** Owner's dominance is not sufficient to induce submissive behaviour in the dog.
- **Unintentional owner fostering** Allowing dogs on furniture, petting them on demand, letting them win competitive games.
- **Unintentional reinforcement** Disobeying by dog is accepted by owner without punishment. The dogs don't accept no for begging. The owner decides to leave something for growling dog thereby re-enforcing the behaviour.
- **Lack of appropriate punishment** Dog aggressively guarding objects or ignoring the commands is not punished.

Remedy

- Avoid confrontation dealing with aggression will increase aggression.
- Changes in owner dog ground rules. "Nothing in the life is free"- the owner should make the dog to follow a command to get anything he wants. Stop playing aggressive games. Daily exercise for 30 minutes, obedience training for at least for 20 mins.

- Change in care maintenance Don't allow the dog on furniture/ bed. Don't let it have toys, chews on its own.
- Systematic behavioural therapy walk the dog on leash for at least thirty minutes daily changing the direction without warning; pulling it on leash. Don't let the dog pushy you & go in front of you in rooms.
- Physical aids Muzzling the dog in certain situation.
- Castration Prepubertal castration in males is effective in some cases.
- Hormonal treatment Progestin, Megesterol @ 1-4 mg/kg for 2-3 weeks.
- Reducing dietary protein

Fear

Fear is apprehension of stimulus, object or event. It is highly adaptive response, essential for survival. It is one of the most difficult emotions because fearful dog is not even willing to look at the person.

Causes

- Predisposing genetic factors.
- Early socialisation exposure deficit, inadequate or traumatic exposure.
- Immunisation vs. Socialisation

Puppies need a series of vaccination which start from 6th week and last upto 4 months of age; which also a period of socialisation. Some people avoid the puppy to mix with other dogs & don't take it outside until he has had his last shot. It should be ensured that socialisation is not hampered for preventive health care.



- Traumatic experience

A bee sting on sensitive part will develop fear against all kinds of flies.

Types of Fear

Xenophobia: Fear of strangers.

Pedophobia: Fear of children

Agoraphobia: Fear of outdoors, new places.

Reactions to Fear

One of the following reactions

3F's

Freeze, Flight, Fight.

Freeze dog will freeze or even faint. Flight dog will escape away. Fight dog will fight back in fear when unable to get away from the situation.

Fear Induced Aggression

Most difficult type of fear. The dog snaps, bites or even acts aggressively towards the source of fear. These dogs are unpredictable. Reaching near the dog is difficult. This is learned behaviour. Once the dog growls, snaps or snarls & sees that the source of fear moves away; he learns.

Remedy

- Identify fear eliciting stimuli or events and avoid exposure to them.
- Stop all punishment and coercion.
- Stop attempts to soothe the dog by giving it attention as this may reward fearful behaviour.
- The dog must be observed when in contact with fear eliciting stimulus.

All Positive no Negative

Never respond to the dog's aggression with aggression. Punishing the growling dog may stop growling but becomes silent attacker. To better this situation use food and distance and gradually reduce the distance.

Methods used to Overcome Fear

- Flooding,
- Systematic desensitization and counterconditioning
- Counter commanding

Flooding: Flood the dog with the stimulus he is feared off. Flooding sometimes is counterproductive. This method is effective in dogs with low levels of fear and great ability to bounce back.

Counter Conditioning and Systematic Desensitization: This is a slow process where the dog is acclimated to the source of fear gradually to change a negative (fearful) association with positive one. Use of treat is powerful; to which the dog responds well. If the dog is sensitive to sound of particular machine; start that sound considerably away from the dog and feed the dog at that time. Slowly go on decreasing

the distance between the dog and source of fear. During the puppy-stage it is better to acclimate the puppy to the sound of television.

Counter Commanding: It is generally used in cognition with systematic desensitization. Distract the dog by giving him incompatible behaviour. In case of sound of vehicles one can start the practice by asking the puppy to sit & give him a treat when the vehicle is passing from nearby. Slowly reduce the distance to condition the dog. By this method the trainer has to counter dog's fearful reaction with a new behaviour like sit command and reward; so that the dog associates the reward with sit. Simply giving the reward and soothing voice to control fear will yield negative results.

Some dogs may need medicinal therapy to come out of their FEAR behaviour

Compulsive Disorders

It is stereotypic behaviour pattern in which a behaviour is repeated

without variation and seem to occur without apparent purpose. Behaviour that is odd and out of context and directed towards objects may be dog or others. Behaviour becomes compulsive as the dog loses its control over initiating and terminating it. The behaviour is excessive in duration, frequency & intensity. Compulsive behaviour arises from the need to control and alleviate the concerns arising from the obsessional thought. The patient urges to do the thing in order to lessen their feeling of anxiety or dysphoria.

Common Stereotypical Disorders

Type Of Behaviour

Example

Breed Disposition

Etiology

- Sometimes a behaviour starts with fear/ chemical allergy and continues from there.
- Sometimes genetic in origin.
- Bored, socially isolated dogs, dogs confined for longer

TYPE OF BEHAVIOUR	EXAMPLE	BREED DISPOSITION
Oral	Flank sucking Self mutilation Acral lick dermatitis Tail biting Foot chewing	Doberman pincher Labrador retriever
Locomotor (Without stimulus)	Circling Tail chasing Spinning Freezing	Bull terrier King charles Spaniel
Locomotor (Responding to external stimulus)	fascination with reflection & Shadow & light spot chasing	Border coolie and related dogs



duration, dogs suffering from separation anxiety.

Treatment

Alteration in the environment:

- Provide calm resting place
- Reduce known source of conflict
- Stop punishment
- New games, visit to new places



- Several regular feeding times with activity feeders

Behavioural therapy

- Create regular routine
- Increase mental and physical activity
- Desensitisation and counter conditioning
- Train the dog to remain to quiet during the interaction
- Stimulation in the form of play, social attention, appropriate toys, obedience training.

Dietary Modification

Low protein high carbohydrate diet increases the active transport of dietary serotonin precursor across the BBB which has major role as neurotransmitter.

Medication

- Antipsychotic drugs.

Some behaviours are not treated if they are not causing harm to the dog.

Acral Lick Dermatitis

Stereotypic self licking, scratching, chewing most commonly distal portion of limb. Licking the lesion releases "feel good" endorphins, a chemical in brain which causes the cycle to continue; which may result in self mutilation.

Treatment

- Swab lesion for cultural/sensitivity test.
- Treat with appropriate antibiotics
- Topical anti-inflammatory drugs; long acting anti-inflammatory drugs like Methyl prednisolone
- Local excision of tissue to reduce

excess granulation

- Protect lesion from continued trauma (Bandaging the part, use of Elizabeth collar)
- Use of psychotropic drugs at least for one month
- Behavioural intervention and environmental changes.

Barking

A natural activity. A means of communication. There are normally three types of barks. Alarm bark, attention bark and fear bark. The owner needs to discriminate the type. The unnecessary barking may be due to the dog getting bored, unhappy. The dog that is barking at the owner is either demanding something or laughing at the owner. The dog should stop barking when the cause is removed. Barking should stop when the visitors are identified as friends.

A new puppy may cry (howl) during the first few nights after separation from mother. Do not make a mistake to run to him every time he cries otherwise he will take advantage & think that you are at his call. A large tickling clock wrapped in a blanket may help then puppy to reassure which have just left their mother.

Remedy

- Restructure the leader - followership relationship sometimes using reprimand
- Teach the dog "quiet" command. Show displeasure with his bad barking behavior. Reward when the dog is quiet.
- Do not keep dog alone for longer duration.

- Give sufficient exercise.
- Breath sprays can be tried.
- Bark collars can be applied if distractions are more & barking persists.
- Teaching the dog barking on command will help the dog to teach the quiet command.
- Administration estrogen to adult male dogs reduces or suppresses spirited barking.
- Suddenly start a loud noise when the dog starts barking.

Chasing Motor Vehicles

It is dangerous and may lead to serious accident. It is difficult to keep the dog away from the traffic then a lesson to stop the habit is necessary. If the dog is exercised near the public roads; the behavior never starts. For teaching the dog a lesson, allow the dog to chase the vehicle in a safe place, but instead of appearing to be chased away stop the car and lay down empty tins/ cans from the car. In extreme cases a well directed bucket of



water or hose pipe may be tried. Repeat the lesson several times.

Climbing on the Furniture

Getting into chairs and sofas is a habit which needs to be stopped before it starts and train your dog not to do so when he still is a young puppy. Dogs that refuse to get off



the furniture are often seen as dominant. Excessive scolding for the behavior which has been in the past acceptable may make the dog aggressive & turn against the owner. To improve this behavior the dog may be lured with food or mild unpleasant stimulus like a balloon going down on bursting may be made from under the chair. Repeat the treatment several times.

Coprophagia

Eating own or other animals' feces is a behavioural as well as nutritional problem. It could be sign of intestinal infection, food allergy, mineral deficiency and pancreatitis. If the dog suffering from mal absorption disease (like deficiency of amylase); part of the undigested food passes in the feces and this undigested food attracts the dog to eat its own feces. Or there may be deficiency of vit-B Complex which it obtains from the feces. If the veterinary report is clear it may be termed as an abnormal behaviour. The dog may become addictive to the behaviour due to boredom and unsanitary conditions.

Remedy

Don't give the dog access to the feces. Distract the dog by another command or playing ball etc. Cover feces with mustard powder or pepper to make it unattractive. Apomorphine can be used to

induce vomiting so that it associates the coprophagy with nausea. Vit-B complex and other deficiencies may be corrected. Pumpkin is a good source of amylase; should be provided to the dog in diet. Make sure that the dog does not get bored and gets regular exercise.

PICA

Eating of inanimate objects or nonnutritive objects like cloth, wood, plastic, dirt, stones i.e.; anything dog can seize with its mouth and swallow. Eating grass is a form of common problem. The causes of grass eating are unknown but opinions are that--- it helps as vegetable diet supplement, gastric pH regulation, natural purge for worms and a learned way to induce vomiting when the dog feels nauseous as a natural reedy for gastro-intestinal irritation. Chewing or eating stones causes dental wear and gastric irritation.

Etiology

Nutritional

Deficiency of minerals, mal-absorption syndrome

Pathological

GIT disorders, parasitic infestation, toxins, metabolic disorders

Managerial



Restrained, frustrated, distressed dogs, fear boredom,

Remedy

- Correct nutritional/ pathological problem
- Identify the stress factor and address with appropriate conditioning, training and environmental change— Separation anxious dogs should learn to cope with loneliness; frustrated dogs need to learn contrast situation, fearful dogs need to be systematically desensitized; and bored dogs need to be provided alternative means of stimulation. The habit if still persists it may require inhibitory training and aversive counter conditioning & redirection of behaviours into more acceptable outlets.

Pulling Ahead on Lead

While on lead the dog may show this behaviour. If there is specific motivation, such as fear of traffic, people or other dogs; this has to be dealt with. The dog should be



taught to walk at heel and rewarded for good behaviour.

Remedy

Choke chains or choke collars can be used; but inappropriate use may cause laryngeal fracture or paralysis; face halters are the best. A quick run in the lawn off the leash helps to overcome the excitement.

Omission training- Keeping the leash slack a person walks; if the dog walks ahead of the person he stops and walks backwards until the dog is alongside.

Abnormal Sexual Behaviour

Inability breed is frequently observed in dogs that have been over-petted. Sedative drugs may

help in excessively nervous bitch. Clasping objects or other dog with the forelimbs and making pelvic thrusts is normal activity in young males at the time of puberty; but embarrassing habit of clinging to people's legs by adult dog needs to be stopped.

Remedy

Castration, Sufficient exercise.

Conclusion

Dog behaviour that serves a purpose in the dog world may be unacceptable in human world; we must teach the dog we deem to be suitable. If we stifle their normal behaviour completely, they will express themselves in other ways or when we are not around. We must make sure to satisfy dogs needs and provide suitable outlets for his drives. In general, a weel exercised, timely and properly socialised, highly stimulated dog is satiated. "a tired dog is a good dog."



Dr. S C Sukhadeo, Commandant (Vet), SSB is graduate of Mumbai Veterinary College. He has obtained specialized training in Equine Management & Dog training and management from RVC, Meerut. He has got experience in management and training of equine and dogs. Presently he is posted to Sectors Hqrs, Muzaffarpur (Bihar).



पुलिस सर्विस के-9 (पीएसके) पर गृह मंत्रालय की एडवाइजरी सं० 3

Augmentation of K9s by Licensing as per Accreditation Norms (आकलन) >>>>

Col Pramod Kumar Chug (R), Consulting Director, Police K9 Cell
Ministry of Home Affairs, Government of India

प्रमाणन मानदंडों के अनुसार लाइसेंस देकर के-9 क्षमता में वृद्धि करना
खोजी पुलिस सर्विस के-9 की निपुणता प्रमाणित करने के लिए आकलन परीक्षा (K9 PET)

परिचय

पुलिस सर्विस के-9 (पीएसके) अर्थात पुलिस श्वान अपनी सूंघने की अलौकिक क्षमता के गुणों के कारण विश्वसनीय होते हैं और ये सूंघ कर पता लगाने में निपुण होते हैं। कई वैज्ञानिक अध्ययनों में यह माना गया है कि श्वान कई तरह के गंधों का पता लगाने में प्रवीण होते हैं।

प्रशिक्षित पीएसके किसी लक्ष्य वस्तु, रासायनिक या जैविक प्रकार की चीजों की खोज में लगने वाले समय को काफी कम कर सकते हैं, इसी वजह से इन्हें एक दुर्जेय 'फोर्स मल्टीप्लायर' माना जाता है। पूरी तरह प्रशिक्षित पीएसके को प्रशिक्षित करना और कार्रवाई में शामिल करना आसान एवं सस्ता होता है जो गंध पहचानने वाले अत्यधिक परिष्कृत इलेक्ट्रॉनिक उपकरणों की तुलना में अक्सर संवेदनशील, विश्वसनीय और व्यावहारिक होते हैं। इन्हीं सब खूबियों के कारण खोजी के-9 को ट्रेस एलिमेंट खोज तकनीक के क्षेत्र में सर्वोत्तम माना गया है।

खोजी के-9 (पीएसके) के प्रकार/ Types of Detection K9s (PSKs)

विभिन्न सशस्त्र पुलिस बलों (सीएपीएफ), अन्य केंद्रीय/राज्य पुलिस बलों और कानून प्रवर्तन एजेंसियों में सबसे अधिक इस्तेमाल किए जाने वाले खोजी पीएसके की सूची निम्नानुसार है:-

- विस्फोटक खोजी के-9 (ईडी के-9)- इसे विस्फोटक खोजी श्वान (ईडीडी) या विस्फोटक खोजी श्वान दल (ईडीडीटी) के

नाम से भी जाना जाता है। ये वो के-9 हैं जिन्हें विभिन्न ऑपरेशनों के वातावरण में विस्फोटक पदार्थ/ बम की उपस्थिति/ तात्कालिक विस्फोटक उपकरण (आईईडी) की पहचान करने के लिए प्रशिक्षित किया जाता है और सेवा में लगाने पर ये अपने हैंडलर को सूचित/सचेत करते हैं।

- नॉरकोटिक्स खोजी के-9 (एनडी के-9)- इसे नॉरकोटिक्स खोजी श्वान (एनडीटी) या नॉरकोटिक्स खोजी श्वान टीम (एनडीडीटी) के नाम से भी जाना जाता है। इन श्वानों के विभिन्न परिचालन स्थितियों में मादक पदार्थों या लक्षित नशीले पदार्थों का पता लगाने के लिए प्रशिक्षित किया जाता है और सेवा के दौरान ये अपने हैंडलर को सूचित/सचेत करते हैं।
- दोहरे प्रयोजन के गश्ती के-9 (पुलिस उपयोगिता या सामान्य प्रयोजन के-9)- इस तरह की के-9 टीम दोहरे उद्देश्य वाले गश्ती के-9 होंगे जिन्हें विस्फोटक या नशीले पदार्थों की पहचान के लिए भी प्रशिक्षित किया जाता है। उन्हें इस उद्देश्य के लिए अर्थात इस दस्तावेज के कार्य क्षेत्र और प्रोटोकॉल के अनुसार पहचान संबंधी पहलुओं का प्रवीणता मूल्यांकन किया जाएगा। यह परीक्षण नारकोटिक्स या विस्फोटक का पता लगाने में किसी दोहरी प्रयोजन की गश्ती पी.एस.के. टीम की दक्षता और विश्वसनीयता निर्धारित करेगा। किसी भी के-9 टीम को किसी भी परिस्थिति में नारकोटिक्स और विस्फोटक दोनों के लिए प्रमाणित नहीं किया जाएगा।

उद्देश्य/ Aim

खोज कार्य में पीएस के की दक्षता को अलग-अलग वस्तुओं के आधार पर मापा जाता है। इस एडवाइजरी का उद्देश्य ऐसे नियत प्रदर्शन मानकों या न्यूनतम स्तर परिचालन क्षमताओं (MLOC) और प्रोटोकॉल को निर्धारित करना है जिसके आधार पर खोजी पीएस के टीम का मूल्यांकन किया जा सके। जिसकी माप हो गई वह कार्य हो गया" इसी तथ्य के कारण वर्तमान परिदृश्य में के-9 की प्रवीणता का पता लगाने में प्रचलित व्यक्तिनिष्ठ परीक्षण को सम्मिलित करने की अधिक आवश्यकता है।

उपर्युक्त उद्देश्य को प्राप्त करने और खोजी पीएसके का इस्तेमाल करने वाले सभी सुरक्षा संगठनों के बीच इस विषय में एकरूपता लाने के लिए के-9 प्रवीणता मूल्यांकन टेस्ट (के-9 पीईटी) तैयार किया गया है ताकि खोजी पीएसके द्वारा विभिन्न प्रकार के लक्ष्य गंध को उनके छुपे हुए रूप में खोज निकालने की उनकी क्षमता का मूल्यांकन करने के लिए उनकी प्रवीणता और विश्वसनीयता को निर्धारित किया जा सके। इसके अलावा यह एडवाइजरी विस्फोटकों और नशीले पदार्थों का पता लगाने के सबसे भरोसेमंद उपकरण की विश्वसनीयता सुनिश्चित करने के लिए सक्षम डोमेन विशेषज्ञों द्वारा एक निर्धारित समय के लिए 'प्रमाणन' या 'प्रत्यायन' की अति आवश्यक अवधारणा को पेश करने के लिए दिशा-निर्देश निर्धारित करती है।

ये मानक विभिन्न संगठनों के बीच अंतर-संचालन को सुनिश्चित करने के लिए प्रवीणता स्तर के मानदंड होंगे। प्रत्येक संगठन की

अलग-अलग आवश्यकताओं को पूरा करने के लिए खोजी के-9 के कौशल को और अधिक संबंधित/तेज बनाया जा सकता है। इसी प्रकार तैनाती की अति विशिष्ट ड्रिल और विभिन्न हस्तक्षेप कौशल के माध्यम से तैनाती भी प्रत्येक संगठन के लिए अनूठी होती है जो प्रदर्शन मानकों से बहुत ऊपर हैं।

खोज की सीमा/Threshold of Detection

किसी श्वान के लिए काम करने की समय-सीमा को उसके प्रशिक्षण इतिहास के अनुसार देखा जा सकता है और इसमें श्वान द्वारा प्रतिक्रिया करने की न्यूनतम और अधिकतम सीमा को शामिल किया जा सकता है। किसी रासायनिक वाष्प की सबसे कम सघनता का पता लगाने के लिए श्वान को प्रशिक्षित किया जा सकता है। पशु मनोभौतिकी में यह पारंपरिक रूप से उस बिंदु के रूप में परिभाषित किया गया है, जिस पर पशु किसी स्तर से ऊपर एक उत्तेजना का पता लगाता है।

खोजी के-9 के लिए सुनिश्चित सीमा एक उत्तेजना की न्यूनतम तीव्रता है जिसे कोई विशेष श्वान द्वारा पता लगाया गया है। गंध के मामले में यह वाष्प की न्यूनतम सांद्रता है। यह सीमा एक श्वान से दूसरे श्वान में भिन्न होती है तथा जलवायु और आंतरिक एवं बाहरी पर्यावरण से प्रभावित होती है। अन्यथा इसे उस बिंदु के आधार पर एक सांख्यिकीय औसत द्वारा निर्धारित किया जाता है जहां एक विशिष्ट यौगिक का आधे समय में पता लगाया जा सकता है। यह एक तथ्य है कि जरूरी नहीं है कि एक ही यौगिक की बड़ी और छोटी मात्रा श्वान के लिए एक समान हो। हालिया खोज विज्ञान में विकास और अध्ययनों के कारण

लक्ष्य गंध पदार्थ/Target Odour Substances

विस्फोटक पदार्थ/Explosives Substances

तालिका-1: विस्फोटक के प्रकार

श्रेणी	विस्फोटक का प्रकार	उदाहरण
श्रेणी-I	एलीफेंटिक नाइट्रो	नाइट्रोमीथेन, डीएमएनबी
श्रेणी-II	एरोमेटिक नाइट्रो	टीएनटी
श्रेणी-III	नाइट्रेट ईस्टर	डायनाइट जिसमें नाइट्रोग्लिसरीन और ईजीडीएन, पीईटीएन (सेमटैक्स, प्राइमासीट) आदि हों।
श्रेणी-IV	नाइट्रामाइन	टेटरिल, आरडीएक्स, एचएमएक्स, सीएल20
श्रेणी-V	एसिड सॉल्ट्स	अमोनियम नाइट्रेट, अमोनियम परक्लोरेट; पोटेशियम नाइट्रेट (ब्लैक पाउडर; पीएन+चारकोल+सल्फर) एजेंसी की जरूरतों के अनुसार अन्य विस्फोटक सम्मिश्रण के साथ।

तालिका-2: विस्फोटक पदार्थों के प्रकार		
क्र.सं.	विस्फोटक प्रशिक्षण सामग्री विस्फोटकों का आवश्यक समूह	अभ्युक्तियां
(क)	टीएनटी (ट्राई नाइट्रो टॉल्यून (Tolun))	मिलिट्री और औद्योगिक उपयोग के लिए आमतौर पर सबसे ज्यादा इस्तेमाल होने वाला ठोस विस्फोटक जिसे संभालना सुरक्षित है।
(ख)	पीईके (प्लास्टिक विस्फोटक)	नरम और हाथ से तैयार किए गए ठोस रूप को पुट्टी विस्फोटक के रूप में भी जाना जाता है। विभिन्न प्रकार के संयोजन से विस्फोटक और एलटीपीई (लो टेम्परेचर प्लास्टिक एक्सप्लोसिव)
(ग)	आरडीएक्स (रिसर्च डिपार्टमेंट एक्सप्लोसिव)	साइक्लोनाइट हेक्सोजन और टी4 के नाम से भी जाना जाता है। यह सी-4 में होता है।
(घ)	पीईटीएन (पेंटा एरिथरीटोल ट्रेटा नाइट्रेट)	पेंट (PENT), पेंटा (PENTA), टेन (TEN) कोरपेंट (CORPENT), पेंथराइट के नाम से भी जाना जाता है। यह ज्यादातर डेटोनेटिंग कोर्ड कोरडेक्स में होता है।
(ङ)	डायनामाइट्स जिनमें एथिलेन ग्लाइकोल डी (एनजी) और नाइट्रो सेल्यूलोज (एनसी) होते हैं।	मुख्य रूप से खनन, पत्थर की खान, निर्माण और भवन आदि को गिराने में इस्तेमाल होता है।

विस्फोटकों के अतिरिक्त समूह

(च)	जिलेटिन	इसे ब्लास्टिंग जिलेटिन या सरल रूप में जेली के नाम से भी जाना जाता है जिसे आमतौर पर नाइट्रोग्लिसरीन या नाइट्रोग्लाइकोल में मिलाया जाता है।
(छ)	ओक्टाजन/एचएमएक्स (हाई मेल्टिंग एक्सप्लो)	रासायनिक रूप में आरडीएक्स से संबंधित है।
(ज)	वाटर जैल और स्लरीज	संभावित खतरे
(झ)	अमोनियम नाइट्रेट दाना या पाउडर, पोटासियम क्लोरेट, पोटासियम नाइट्रेट, सोडियम क्लोरेट, पोटासियम क्लोरेट, अमोनियम परक्लोरेट	घर पर तैयार किए गए विस्फोटक (एचएमई); व्यावसायिक रूप में उपलब्ध विस्फोटक घटक या रसायन।
(ट)	बाइकट कैंकर स्ट्रिप	विभिन्न प्रकार की आवाज उत्पन्न करने वाले पटाखों में भरे जाने वाला गन पाउडर नाइट्रेट मिश्रण या विस्फोटक संयोजन।
(ठ)	टीएटीपी (ट्राई एसिटोन ट्राई पेरोक्साइड) और एचएमटीडी (हेक्सा मेथिलीन ट्राई प्रोक्साइड डायमाइन)	पेरोक्साइड आधारित विस्फोटक; इसका प्रयोग बढ़ रहा है क्योंकि ईडीडीटी द्वारा इसका पता लगाने में काफी कठिनाई होती है।

सुनिश्चित सीमा उतनी प्रासंगिक नहीं हो सकती जितनी की पूर्व में थी। इसके बावजूद प्रत्येक विस्फोटक की एक उचित मात्रा सुनिश्चित करना जरूरी है जिसे खोजी के-9 द्वारा पता लगाना है।

सभी विस्फोटक खोजी श्वान दल को उपर तालिका-1 में दी गई विस्फोटक की सभी 05 मूल श्रेणियों की खोज में अवश्य ही निपुण होना चाहिए।

इन श्वान दलों को उपरोक्त प्रकार के विस्फोटकों की छोटी से

छोटी मात्रा का पता लगाने में भी सक्षम होना चाहिए, चाहे वह सेमटेक्स (SEMTEX), एचएमटीडी और टीएटीपी सहित सैन्य या वाणिज्यिक या घर में निर्मित हो। भारतीय परिस्थितियों को ध्यान में रखते हुए और पिछले दो दशक में देश भर में सुरक्षा संगठनों द्वारा बरामद आईईडी की प्रवृत्ति को देखते हुए विस्फोटकों की एक अस्थायी सूची बनाई गई है जिसे ईडीडीटीएस के परीक्षण में उनकी प्रवीणता का मूल्यांकन करने के लिए प्रस्तावित आगामी के-9 पीईटी नीचे टेबल-2 में दिया

नशीले पदार्थ/Narcotics Substances

10. मूल मादक पदार्थ गंध (उनके उप-उत्पाद सहित) जिनकी जांच की जाएगी वे नीचे दिए गए हैं:-

तालिका-3: नशीले पदार्थों के प्रकार

क्र.सं.	मादक पदार्थ सम्मिश्रण	अभ्युक्तियां
सभी परिदृश्यों में खोजबीन के लिए पीएसके टीम के लिए अनिवार्य सामग्री		
(क)	मेरिजुआना (हशीश)	ट्रेटा हाइड्रो कैनाबिनोल (टीएचसी), हशीश/हैश, कैनाबिस रेसिन/भांग/कृत्रिम, गांजा
(ख)	कोकेन	कोक, सी, चार्ली फ्लेक स्नो, पाउडर, टूट, ब्लो, नोज कैंडी, लिक्विड लेडी, वाइट लेडी, वाइट डस्ट, स्टार डस्ट, स्पीडबॉल, क्रैक और रॉक
पीएसके की टीम के लिए खोजबीन करने के लिए अन्य मादक सामग्री		
(ग)	हेरोइन	अफीम, ओपियोड/अफीम युक्त मादक द्रव्य, मोरफिन, नसवार
(घ)	मेथैम्फेटामिन	मेथ/एम्फेटामिन/खाट
(ङ.)	एमडीएमए	3,4 मेथिलेन डायोक्सी मेथैम्फेट एमाइन, एक्सटेशी, मोली
(च)	पीसीपी (फेंसीक्लाईडिन)	फेनिलसाइक्लोहेक्सिल पाईपराईडिन (पीसीपी) ऐंजल डस्ट, बोट, होग, लव बोट, वैक, आजोन, पीस पिल, डस्ट, एमबार्मिंग फ्लूड, रॉकेट फ्यूल, सुपर-ग्रास, सुपर-बीड, व्हेको तंबाकू और किलर ज्वाइंट्स।

गया है। हालांकि यह किसी विशेष राज्य, स्थान या जिम्मेदारी के क्षेत्र के लिए और अधिक विशिष्ट हो सकता है।

के-9 पीईटी: टेस्ट की शर्तें और दिशा-निर्देश/ K-9 Pet: Test Conditions And Guidelines

प्रशिक्षण सामग्री की मात्रा/ Quantity of Training Aids

विस्फोटक प्रशिक्षण सामग्री: विस्फोटक प्रशिक्षण सामग्री का अधिकतम वजन सीमित नहीं होगा; हालांकि न्यूनतम मात्रा उस प्रशिक्षण सामग्री के प्रकार पर निर्भर है। परीक्षण में प्रयुक्त सामग्री एक आकार और बनावट की होगी जो विस्फोटकों के मामले में सामान्य तौर पर यह बताएगा कि 100 ग्राम की न्यूनतम मात्रा और अधिकतम मात्रा के साथ क्षेत्र में क्या मिलेगा। कुछ विस्फोटक गंध पदार्थ उसी रूप में बहुत कम मात्रा में उपलब्ध हैं जैसे आरडीएक्स, एचएमटीडी, टीएटीपी आदि जिसके लिए पीएस के आंकलन कर्ता को इस तरह की बाधाओं के मामले में अपने उचित निर्णय और अनुभव का उपयोग करना चाहिए। मुश्किल से उपलब्ध इन पदार्थों को छोड़कर, विस्फोटकों के लिए खोजी के-9 परीक्षण के लिए 100 से 500 ग्राम लक्ष्य पदार्थ उचित मात्रा का उपयोग करने का

प्रयास होना चाहिए। ऊपर तालिका-2 में दिए अनुसार प्रत्येक सामग्री के साथ अलग-अलग श्रेणी की 2-4 सामग्री (विस्फोटक प्रशिक्षण सामग्री) रखने के लिए प्रत्येक क्षेत्र में मूल्यांकन के लिए कुल 12 प्रशिक्षण सामग्रियों का इस्तेमाल किया जाएगा। अच्छा रहेगा यदि प्रत्येक सामग्री को परीक्षण के दौरान दो बार छुपाया जाए। डॉग हैंडलर को तलाश की जा रही विस्फोटक सामग्री की संख्या या उसका प्रकार नहीं बताया जाएगा।

नाकॉटिक प्रशिक्षण सामग्री: प्रमाणीकरण परीक्षणों के लिए कृत्रिम नाकॉटिक सामग्री का इस्तेमाल नहीं किया जाएगा। उपयोग की जाने वाले नाकॉटिक प्रशिक्षण सामग्री का अधिकतम वजन सीमित नहीं होगा; हालांकि न्यूनतम मात्रा नाकॉटिक सामग्री के प्रकार पर निर्भर है। परीक्षण में प्रयुक्त सामग्री एक आकार और बनावट की होगी जो नाकॉटिक सामग्री के मामले में सामान्य तौर पर यह बताएगा कि 01 ग्राम की न्यूनतम मात्रा के साथ क्षेत्र (रास्ते) में क्या मिलेगा, हालांकि, पीएसके आंकलन कर्ता को इस तरह की बाधाओं के मामले में अपने उचित निर्णय और अनुभव का उपयोग करना चाहिए। जहां संभव हो वहां कम से कम 10 ग्राम नाकॉटिक की तरह उचित मात्रा में उपयोग करने का प्रयास होना चाहिए। तालिका-3 में दिए अनुसार प्रत्येक सामग्री के साथ अलग-अलग श्रेणी की 2-4 नाकॉटिक प्रशिक्षण सामग्री

रखने के लिए प्रत्येक क्षेत्र में मूल्यांकन के लिए कुल 12 प्रशिक्षण सामग्रियों का इस्तेमाल किया जाएगा। तालिका-3 में दिए गए पहले दो नार्कोटिक समूह का प्रत्येक परीक्षण परिदृश्य में परीक्षण करना अनिवार्य है और परीक्षण के दौरान प्रत्येक सामग्री को दो बार छुपाया जाएगा। एक सामान्य नियम के रूप में इस्तेमाल की जाने वाली नार्कोटिक प्रशिक्षण सामग्री का प्रत्येक बार छिपाते समय 10-28 ग्राम के बीच इस्तेमाल करना चाहिए। डॉग हैंडलर को तलाश की जा रही विस्फोटक/नार्कोटिक सामग्री की संख्या या उसका प्रकार के बारे में नहीं बताया जाएगा।

परीक्षण परिदृश्य/ Testing Scenarios

वास्तविक दुनिया के अधिकतम संभावित परिदृश्यों में दिए गए पदार्थों का पता लगाने के लिए ईडीडी या एनडीडी दलों को निपुण होना चाहिए और इसलिए आमतौर पर सामना किए जाने वाले 7-8 सेट-अप की सिफारिश की जाती है जो इस के-9 पीईटी के माध्यम से परीक्षण के लिए उपलब्ध कराई जाएगी। जैसा कि तालिका-4 में दिया गया है, ईडीडी टीम का सभी अनिवार्य चार (4) परिदृश्यों में परीक्षण किया जाएगा जिसमें 'भवन', 'वाहन', 'खुला क्षेत्र' और 'सामान' शामिल है।

वैकल्पिक खोज परिदृश्यों को शामिल किया जाएगा लेकिन विमान, नौका, रेलगाड़ी, मेट्रो रेल आदि या संगठन के कुछ अन्य विशेष परिवहन पोत तक सीमित नहीं होंगे। मेजबान संगठन की जरूरत पर खोजी के-9 टीम का केवल वैकल्पिक

परीक्षण परिदृश्य में ही परीक्षण किया जाएगा। जरूरत होने पर खोजी के-9 टीम का केवल वैकल्पिक परीक्षण परिदृश्य में ही परीक्षण किया जाएगा। यह वैकल्पिक परीक्षण परिदृश्य उन चार अनिवार्य परिदृश्यों के अलावा होगा, हालांकि प्रत्येक परिदृश्य में कुल 12 प्रशिक्षण सामग्री को 02-04 प्रशिक्षण सामग्री के पैमाने पर विभाजित किया जा सकता है।

अनिवार्य वास्तविक नार्कोटिक प्रशिक्षण सामग्री की कमी के कारण यदि मेजबान संगठन की आवश्यकताएं पूरी होती हैं तो एक अपवाद के रूप में एनडीडी को विशिष्ट नार्कोटिक्स सामग्री के लिए प्रमाणित कर सकते हैं, लेकिन प्रमाणन एजेंसी/आंकलन कर्ता द्वारा प्रमाणन दस्तावेज पर इसे विशेष रूप से दर्ज किया जाएगा। किसी भी मामले में खोज में उनकी प्रवीणता का पता लगाने के लिए नार्कोटिक्स प्रशिक्षण सामग्री की संख्या की उपलब्धता के बावजूद अनिवार्य प्रशिक्षण परिदृश्यों में खोज के लिए 12 प्रशिक्षण सामग्रियों को दिखाया जाना चाहिए।

परीक्षण शर्तें/ Testing Conditions

प्रत्येक परिदृश्य में 2-4 सामग्री के पैमाने पर कुल 12 प्रशिक्षण सामग्रियों को छुपाया जाएगा। मूल्यांकन को केवल वास्तविक विस्फोटकों का इस्तेमाल करके सीमित किया जाएगा और टीम को प्रमाणित करने वाले 'पीएसके के मूल्यांकनकर्ता' को उपयोग से पहले सभी परीक्षण सामग्री को अनुमोदित करना होगा। शुद्धता सुनिश्चित करने के लिए और मेजबान संगठन द्वारा पहले उपयोग की गई प्रशिक्षण सामग्री के उपयोग से बचने के लिए यदि नई/स्वतंत्र प्रशिक्षण सामग्री उपलब्ध कराई जाती है/इस्तेमाल की जाती है तो इसकी पुरजोर सिफारिश की जाएगी। हालांकि असाधारण परिस्थितियों में पीएसके मूल्यांकनकर्ता की स्वीकृति के बाद ही कुछ कृत्रिम प्रशिक्षण सामग्रियों को इस्तेमाल किया जा सकता है। वास्तविक विस्फोटक/नार्कोटिक्स पदार्थों के उपयोग के बिना पूरी तरह कृत्रिम प्रशिक्षण सामग्री के आधार पर कोई मूल्यांकन/प्रमाणन नहीं होगा। इसके बावजूद खोजी के-9 की जिम्मेवारी (जैसे- नार्कोटिक्स के मामले में ओवरडोज) केवल हैंडलर की होगी।

सभी परीक्षण पास/फेल आधार पर किए जाएंगे। जैसा कि नार्थ अमेरिकन पुलिस बर्क डॉग एसोसिएशन (NAPWDA) और स्विड माइन एंड एक्सप्लोसिव डिटेक्शन डॉग्स सोसाइटी (SMEDDS) प्रमाणन नियमों द्वारा परिभाषित किया गया है। परीक्षण में पास होने के लिए न्यूनतम स्वीकार्य स्तर 91.66% है।

तालिका-4: मूल्यांकन परीक्षण परिदृश्य/ Evaluation Testing Scenarios

क्रम सं.	ईडीडीटी		एनडीडीटी	
	अनिवार्य	वैकल्पिक	अनिवार्य	वैकल्पिक
(क)	भवन	विमान	भवन	क्षेत्र
(ख)	वाहन	नौका	वाहन	लॉकर
(ग)	खुला क्षेत्र	व्यक्ति धारित	सामान	व्यक्ति धारित
(घ)	सामान	रेलगाड़ी या मेट्रो रेल		रेलगाड़ी या मेट्रो रेल

अभ्युक्तियां: परीक्षण के लिए कम से कम 04 परिदृश्य अनिवार्य हैं। यदि जरूरत के आधार पर सही समझें तो वैकल्पिक परिदृश्यों को जोड़ा जा सकता है।

यूएस डीओडी की प्रवीणता मांग ९५% खोज दर है। ये प्रमाणन मांग आमतौर पर पूरी होनी चाहिए या अपेक्षित 90-95 प्रतिशत के विश्वास अंतराल तक या उससे अधिक होनी चाहिए। इनका फॉरेंसिक विज्ञान में सहायक तरीकों और कानूनी निष्कर्षों के लिए इस्तेमाल किया जाता है, जिनमें "सामान्य संदेह से परे" कसौटी की आवश्यकता होती है। अंतरराष्ट्रीय फॉरेंसिक अनुसंधान संस्थान/राष्ट्रीय फॉरेंसिक विज्ञान प्रौद्योगिकी केन्द्र के अनुसार खोजी श्वानों के लिए लक्ष्य यौगिकों के लिए न्यूनतम 90% या उससे अधिक सफलता दर जरूरी है। ("IFRI/NFSTC डिटेक्टर डॉग प्रमाणन दिशा-निर्देश", 2005)

यदि एक टीम किसी परीक्षण क्षेत्र में विफल हो जाती है तो बाद में केवल उसी विफल क्षेत्र में पुनः परीक्षण करने की आवश्यकता होगी। यह सिफारिश की जाती है कि परीक्षण 02 दिन की अवधि (या उससे अधिक यदि जरूरी हो) पर किया जाए। हालांकि यह केवल एक सिफारिश है और 'पीएसके के मूल्यांकनकर्ता' का निर्णय अंतिम होगा जो 'इन-हाऊस' या 'आंतरिक मूल्यांकन/ऑडिट' के मामले में कार्यालय प्रभारी या के-9 इकाई का कोई अन्य मुख्य प्रशिक्षक हो सकता है और तीसरी पार्टी मूल्यांकन/प्रमाणन के मामले में एक स्वतंत्र पीएसके विशेषज्ञ हो सकता है। सभी सामग्री को परीक्षण से कम से कम (30) मिनट पहले रखा जाएगा। परीक्षण में इस्तेमाल की गई विस्फोटक सामग्री के साथ किसी भी डेटोनेटिंग उपकरण को कभी भी न रखें। यदि किसी सामग्री को एक नए स्थान पर ले जाना है तो पहले इस्तेमाल किए गए क्षेत्र को परीक्षण स्थल के रूप में हटाया जाएगा। सभी सामग्रियों को इस प्रकार से छुपाया जाएगा कि वे पीएसके के सीधे संपर्क में न आ सकें। मास्किंग और विचलित करने वाले एजेंटों की तरह के परस्पर विरोधी गंध की सामग्री सभी परीक्षण क्षेत्रों में मौजूद होनी चाहिए ताकि मूल्यांकन को यथासंभव वास्तविक बनाया जा सके। सभी खोज परिदृश्यों में खोज के लिए कम से कम दो (2) ऐसे रिक्त क्षेत्र शामिल होंगे जहां अभी तक कुछ नहीं हुआ हो जैसे-वाहन, कमरा, सामान, क्षेत्र आदि। ईडीडीटी या एनडीडीटी के लिए सभी परीक्षण योग्य और अनुमोदित 'पीएसके मूल्यांकनकर्ता' (आंतरिक मूल्यांकन के मामले में कार्यालय प्रभारी/मास्टर प्रशिक्षक) द्वारा किए जाएंगे।

परीक्षण परिदृश्य में पहली खोजी टीम के प्रवेश करने से पहले एक व्यक्ति अपने श्वान के साथ परीक्षण क्षेत्र से गुजरेगा। प्रत्येक डॉग हैंडलर परीक्षण से पहले प्रशिक्षण सामग्री के लिए श्वान की

चेतावनी प्रतिक्रिया और अतिरिक्त प्रतिक्रिया संकेतों के रूप में 'पीएसके मूल्यांकनकर्ता' को स्पष्ट रूप से ब्रीफ करेगा और श्वान द्वारा सामग्री से संबंधित दिए जाने वाले संकेत 'पीएसके मूल्यांकनकर्ता' के लिए आसानी से समझ में आने वाले हों। प्रत्येक चरण से पहले 'पीएसके मूल्यांकनकर्ता' हैंडलर द्वारा सामना की जाने वाली प्रत्येक समस्या जैसे-सीमाएं, समय, शुरुआती बिंदु आदि के बारे में बताएंगे। 'पीएसके मूल्यांकनकर्ता' ईडीडीटी या एनडीडीटी अभ्यर्थी को परीक्षण शर्तों और दिशा-निर्देशों के बारे में बताएगा और उचित समय-सीमा में खोज को समाप्त करने के लिए टीमों द्वारा उठाए गए प्रमाणीकरण प्रक्रिया और संबंधित प्रश्नों को भी स्पष्ट करेगा।

प्रमाणीकरण जरूरतें/ Certification Requirements

पीएसके टीम द्वारा छुपाई गई प्रशिक्षण सामग्री को खोज निकालने में सफलता या असफलता के आधार पर प्रमाणन किया जाएगा जो कि खोजी के-9 टीम प्रमाणीकरण करने के लिए अधिकृत योग्यता प्राप्त 'पीएसके मूल्यांकनकर्ता' द्वारा किया जाता है। सफल प्रमाणीकरण के लिए टीम प्रमाणीकरण के सभी चरणों में एक से अधिक चूक नहीं हो सकती अर्थात ईडीडीटी या एनडीडीटी को 12 प्रस्तावित परीक्षणों 11 (91.66%) में सफल होना चाहिए। श्वान टीम द्वारा किसी भी गलत प्रक्रिया को एक "टीम मिस" के रूप में परिभाषित किया गया है। इसी तरह, टीम एक परीक्षण माहौल में एक से अधिक गलत प्रक्रिया नहीं कर सकती है। इस संबंध में कृपया तालिका-5 और 6 देखें। यदि कोई टीम एक परीक्षण वातावरण में विफल रहती है तो उन्हें केवल एक वातावरण में फिर से परीक्षण करने का विकल्प दिया जा सकता है, बशर्ते कि वे संयुक्त वातावरण के किसी अन्य परीक्षण में विफल नहीं हुए हैं। किसी भी विवाद की स्थिति में पीएसके टीमों को प्रमाणित करने वाले 'पीएसके मूल्यांकनकर्ता' का निर्णय किसी भी विवाद में अंतिम होगा।

टीम मूल्यांकन/ Team Evaluation

अधिकांश परिदृश्यों में 15-20 मिनट से अधिक समय नहीं लगना चाहिए, लेकिन परीक्षण के प्रत्येक चरण के लिए तीस (30) मिनट की अधिकतम समय-सीमा निर्धारित की जाएगी। समय का हिसाब परीक्षण करने वाला 'पीएसके मूल्यांकनकर्ता' रखेगा और जब हैंडलर और श्वान प्रारंभिक बिंदु से चल पड़ेगे तब समय शुरू होगा। जब हैंडलर वापस रिपोर्ट करेगा कि उसकी खोज पूरी हो

तालिका-5: मूल्यांकन के नियम व शर्तें/ Terms and Conditions of Evaluation		
क्रम सं.	परीक्षण परीणाम	शर्तें
(क)	टीम मिस	छिपी हुई प्रशिक्षण सामग्री के बारे में सतर्क करने में पीएसके की किसी प्रकार की विफलता या व्यवहार/प्रतिक्रिया में बदलाव को हैंडलर द्वारा पहचानने और सचेत करने में विफलता/सामग्री के पास से गुजर जाना ।
(ख)	गलत प्रतिक्रिया	पीएसके की टीम द्वारा ऐसी जगह के बारे में सतर्क करना जहां सामग्री नहीं छुपाई गई हो। किसी गैर छिपाव वाली जगह पर पीएसके के द्वारा सतर्क न करने के बावजूद हैंडलर द्वारा सतर्क करना ।
		पीएसके किसी अन्य गंध को ध्यान में रखते हुए सतर्क करता है जबकि प्रमाणित करने वाला मूल्यांकनकर्ता इसे वास्तविक छिपाव वाली जगह से बहुत दूर होना निर्धारित करता है।
		छिपाने वाली जगह पर खरोंच कर, काटने या अत्यधिक टहोका देकर आक्रामक चेतावनी प्रतिक्रिया (ईडीडीटी के लिए)
		केवल ईडीडीटी के मामले में सामग्री को पुनः प्राप्त करने की कोशिश करना या प्राप्त कर लेना या पैकेजिंग की वजह से सामग्री छुप रही हो ।
		गैर छिपाव वाली जगह पर मिलने की पुष्टि के लिए लगातार निष्क्रिय चेतावनी जैसे बैठना, पिन करना, भौंकना या हैंडलर को देखना ।

तालिका-6: पीएसके टीम की विफलता की स्थितियां/ Conditions for Failure of PSK Team	
क्रम सं.	विफल टीम के लिए परीक्षण परीणाम का निष्कर्ष
(क)	किसी एक परीक्षण परिदृश्य में 02 बार चूक
(ख)	किसी एक परीक्षण परिदृश्य में दो बार गलत प्रतिक्रिया
(ग)	किन्हीं दो परीक्षण परिदृश्यों में प्रत्येक में एक-एक चूक
(घ)	किन्हीं दो परीक्षण परिदृश्यों में प्रत्येक में एक-एक गलत प्रतिक्रिया

गई है अथवा समय समाप्त हो जाने पर स्टॉप बॉच में समय को रोक दिया जाएगा । परीक्षण जारी रहने के दौरान परीक्षण कर चुकी टीमों और परीक्षण के लिए शेष टीमों के बीच बातचीत करने की अनुमति नहीं होगी । परीक्षण प्रक्रिया की सत्यनिष्ठा को हर परिस्थिति में बनाए रखा जाएगा । खोजी के-9 टीमों का निम्नलिखित क्षमताओं के लिए मूल्यांकन किया जाएगा:-

- डॉग हैंडलर- हैंडलर को जगह की प्रस्तुति, खोज के लिए अपनाया गया तरीका, वातावरण की समझ और के-9 साथी के व्यवहार में बदलाव, जांचने का समय (सहायता), पुरस्कार/सुदृढीकरण, क्यूईंग (स्टॉल, जैक वाइस टोन रिपीट प्रेजेन्टेशन), वाइस टोन मॉड्यूलेशन, चेन को बांधकर हैंडल

करना आदि के लिए परखा जाएगा ।

- खोजी के-9- के-9 साथी को चौकन्नापन, पता लगाने के लिए प्रयास, फोकस संकेत, आत्मविश्वास, हैंडलर के प्रति जवाबदेही, गैर जरूरी प्रतिक्रिया/गलत संकेत, खोज क्षेत्र में गड़बड़ी और अवांछनीय गतिविधियों जैसे खोज क्षेत्र में पेशाब करना, टारगेट को खोदना/छेड़खानी करना (ईडीडीटी के मामले में) आदि के लिए परखा जाएगा ।
- टीम- कुल मिलाकर खोजी के-9 टीमों का विश्लेषण उनकी सराहनीय टीम वर्क, तीव्रता, प्रवीणता, फुर्ती और सामग्री वाली जगह को चिन्हित करने की काबिलियत के लिए किया जाएगा ।

परीक्षण का उद्देश्य किसी छिपे हुए लक्ष्य गंध पदार्थ का पता लगाने के लिए टीमों की क्षमता का निरीक्षण करना है। यह ध्यान दिया जाना चाहिए कि ऊंचाई, हवा के प्रवाह या सामग्री को रखने के तरीके के कारण सभी सामग्रियों को स्रोत के लिए पिन प्वाइंट नहीं किया जाएगा। पीएस के मूल्यांकनकर्ता को अनुभव के साथ उचित निर्णय लेना चाहिए और हैंडलर को विचार करने के लिए श्वान के व्यवहार के सभी परिवर्तनों पर ध्यान देना चाहिए।

यदि कोई टीम किसी गलत दिशा की ओर बढ़ रही है और कोई सकारात्मक परिणाम आने की संभावना नहीं है तो मूल्यांकनकर्ता मूल्यांकन प्रक्रिया को रोक सकता है। मूल्यांकनकर्ता टीम को सामान्य 'पसंदीदा क्षेत्रों' को इंगित करने के लिए कह सकते हैं जो उन्होंने खोज क्षेत्र छोड़ने से पहले खोज के दौरान देखे थे। मूल्यांकनकर्ता अपने विवेक से खोजी के-9 टीम को इन विशिष्ट क्षेत्रों की फिर से जांच करने की अनुमति दे सकता है।

मूल्यांकनकर्ता मूल्यांकन पूरा होने पर हैंडलर को अपने मूल्यांकन के बारे में बताएगा और वे हैंडलर जो मूल्यांकन से संतुष्ट नहीं होते हैं, उनको मूल्यांकन या किसी अन्य शिकायत के लिए एक लिखित अनुरोध के तहत मूल्यांकन या प्रमाणीकरण के खिलाफ अपील करने की अनुमति दी जाएगी। प्रमाणन एजेंसी अर्थात् गृह मंत्रालय पुलिस के-9 सेल, पीएम डिवीजन, गृह मंत्रालय, भारत सरकार सभी केंद्रीय सशस्त्र पुलिस बलों, अन्य केंद्रीय पुलिस और कानून प्रवर्तन एजेंसियों के लिए मामले मेरिट के आधार पर शिकायत का पता लगा सकती है और दूसरे मूल्यांकनकर्ता द्वारा बाद की तारीख में पुनः प्रमाणीकरण का आदेश दे सकती है।

परीक्षण में उपयोग की जाने वाली सभी सामग्रियां हाल ही में निर्मित और अलग-अलग कंटेनरों में होनी चाहिए। परीक्षण सामग्री उपलब्ध कराना मेजबान संगठन या 'पीएसके मूल्यांकनकर्ता' या संबंधित प्रमाणन एजेंसी की जिम्मेदारी होगी। के-9 पीईटी के दौरान सख्त सुरक्षा उपायों को बरकरार रखा जाएगा। किसी भी परीक्षण क्षेत्र में धूम्रपान की अनुमति नहीं होगी

टीम सहयोग और बुनियादी कौशल/ TEAM ASSOCIATION AND BASIC TRAINING SKILLS

टीम सहयोग/ Team Association

प्रत्येक हैंडलर अपनी स्थापित कार्य प्रणाली के अनुसार बुनियादी/सामरिक आज्ञाकारी अभ्यासों को प्रदर्शित करके अपने के-9 साथी के आज्ञाकारिता और नियंत्रण का न्यूनतम

न्यूनतम स्तर प्रचालन क्षमताएं (MLOCs) : खोजी के-9	
आधारभूत/रणनीतिक कर्तव्य पालन एवं के-9 नियंत्रण कौशल	
पीछे-पीछे चलना, बैठना, झुकना, खड़ा होना, ठहरना, छोड़ देना	
पीछे-पीछे चलना (चेन के साथ एवं उसके बिना)	
चेन पहनने और खोलने के लिए आज्ञापालन कमांड	
10 फुट से ज्यादा दूरी से वापस बुलाना	
एक साथ आज्ञापालन कमांड के साथ लड़ाई (गोला-बारी के आसपास कौशल प्रदर्शन कर सकते हैं)।	
भोजन और बाधा दूर करने से इनकार (स्वैच्छिक)	
मूलभूत प्रशिक्षण कौशल	
सूँघने की आदत,	
सूँघने का स्वभाव	
खोज व्यवहार, सूँघने की गति	
विस्फोटक गंध की पहचान	
एलर्ट प्रतिक्रिया- बैठ कर निष्क्रिय (ईडीडीटी), निष्क्रिय या भौंकना (एनडीडीटी)	
परिदृश्य आधारित खोज (अनिवार्य)	
ईडीडीटी	एनडीडीटी
सामान/पासल	सामान/पासल
भवन/कमरा	भवन/कमरा
वाहन	वाहन
खुला क्षेत्र	
अतिरिक्त परीक्षण क्षेत्र (आवश्यकता के आधार पर)	
वायुयान/नौका तलाशी	
जन परिवहन वाहन जैसे रेलगाड़ी/मेट्रो	
बड़े कार्गो/कान्फिगरेशन	
व्यक्ति/भीड़ की तलाशी	
न्यूनतम प्रमाणन स्कोर > 90%	
प्रमाणन वैधता-12 महीने	
लक्ष्य पदार्थों का अनिवार्य समूह	
ईडीडीटी	एनडीडीटी
टीएनटी, पीईके, पीईटीएन,	मेरिजुआना (हशीश), कोकीन
डायनामाइट/एनसी/एनजी, आरडीएक्स/सी-4, एन, गन/ ब्लैक/धुआं रहित पावडर	
अतिरिक्त लक्ष्य पदार्थ	
डीडीटी	एनडीडीटी
वाटर जैल/घोल (स्लरीज), बीपी सक्स्टीव्यूट, ब्लॉस्टिंग एजेंट, कॉस्ट बुस्टर्स, नाइट्रोमीथेन, फोटोफ्लैश, पटाखें, पायरोटेक्निक पावडर, प्लास्टिक विस्फोटक, टेट्रिल, एचएमएक्स, टीएटीपी/एचएमटीडी, पोटेथियम क्लोरेट, पोटेथियम नाइट्रेट, सोडियम क्लोरेट, पोटेथियम	
क्लोरेट, लक्ष्य पदार्थ की न्यूनतम मात्रा	
100 ग्राम (यदि संभव हो तो 500 ग्राम अच्छा रहेगा)।	

स्तर प्रदर्शित करेगा। इसमें हील-बॉक, 1 मिनट बैठना/ठहरना, 03 मिनट तक नीचे झुकना/ठहरना और 10 फुट से अधिक दूरी से हैंडलर के पास वापस बुलाना जैसी बिना चैन के अभ्यास शामिल होंगे। इस तरह के सहयोग को गोला बारी/लड़ाई के दौरान प्रभावित नहीं होना चाहिए। शेष टीम सहयोग अभ्यास जैसे कि भोजन से इनकार या बाधा खोज आदि अनिवार्य प्रकृति के नहीं हैं। पीएसके टीम को इन क्षमताओं में कम नहीं होना चाहिए और इस तरह के परीक्षण को अवश्य पास करना चाहिए।

बुनियादी प्रशिक्षण कौशल/ Basic Training Skills

पीएसके के टीम को बुनियादी प्रशिक्षण कौशल का भी प्रदर्शन करना चाहिए, जिसमें सूंघने की आदत, सूंघने का स्वभाव, पुरस्कार मूल्यांकन, सबसे सरल रूप में बुनियादी लक्ष्य गंध की पहचान, खोज व्यवहार, सतर्क प्रतिक्रिया, सूंघने की गति शामिल है। के-9 टीम में इस तरह के बुनियादी कौशल का पता लगाने के लिए कैरोसल व्हील या गंध पहचान बक्सों का उपयोग किया जा सकता है। पीएसके टीम को इन मूलभूत खोज कौशल में कम नहीं होना चाहिए और इस तरह के परीक्षण को अवश्य पास करना चाहिए।

विशेषज्ञता परीक्षण परिदृश्य/ Specialized Test Scenarios

भवन तलाशी

भवन की तलाशी में न्यूनतम चार कमरे और अधिकतम छः कमरे होंगे। भवन में परीक्षण क्षेत्र न्यूनतम 500 वर्ग फुट और अधिकतम 1500 वर्ग फुट क्षेत्र शामिल होगा और उसमें कुछ प्रकार का फर्नीचर होगा। प्रत्येक कमरे में केवल एक ही सामग्री रखी जा सकती है। एक या अधिक खोज क्षेत्र में कोई सामग्री नहीं होनी चाहिए। सामग्री को जमीनी स्तर से अधिकतम 06 फुट की ऊंचाई तक कहीं भी रखा जा सकता है। सामग्री को इस प्रकार रखें कि श्वान इसे पुनः न तलाश सके। ईडीडी के मामले में अलमारी के दरवाजे, मेज की दराज, गुप्त दरवाजे आदि डॉग हैंडलर द्वारा नहीं खोले जाएंगे इसे एनडीडी के मामले में (यदि आवश्यक हो) खोलने का प्रयास किया जा सकता है।

वाहन तलाशी

पिकअप ट्रक सहित किसी भी प्रकार या मॉडल के कम से कम आठ और अधिकतम 16 वाहनों का इस्तेमाल कर सकते हैं। वाहन को

पार्किंग के समरूप स्थल (जैसे- पार्किंग स्थल) में खड़ा किया जाएगा ताकि टीम को प्रत्येक वाहन तक पहुंचने में आसानी हो। सामग्री को इस प्रकार रखा जाएगा कि श्वान उसे पुनः प्राप्त न कर सके।

प्रत्येक वाहन में या उसके ऊपर केवल एक ही सामग्री रखी जा सकती है। ईडीडी के मामले में, वाहन को खोला नहीं जाएगा या वाहन की स्थिति में बदलाव किए बिना तलाशी की जाएगी, हालांकि, एनडीडी के मामले में वाहन के अंदर श्वान के प्रवेश करने के लिए वाहन को खोला जा सकता है (यदि आवश्यक हो)। एक सामग्री बंद इंजन वाली जगह में रखी जानी चाहिए। अतिरिक्त सामग्री को पीएसके मूल्यांकनकर्ता के विवेक पर रखा जाएगा और यह केवल निम्नलिखित तक सीमित नहीं होगा:-

- गैस टैंक या भराव पाइप का बाहरी भाग
- ड्राइव शाफ्ट
- बंद संदूक के अंदर।
- यात्री डिब्बा (बंद)
- नीचे और बाहरी भाग में।

खुले क्षेत्र की तलाशी

खुले क्षेत्र की तलाशी को भवनों के बाहरी हिस्से, खुले मैदान, लकड़ी वाले क्षेत्र या किसी अन्य बाहरी क्षेत्र के रूप में परिभाषित किया जाएगा जो पहले के विवरणों में परिभाषित नहीं है। क्षेत्र किसी भी प्रकार का हो लेकिन वह 2500 वर्ग फुट से छोटा और 10000 वर्ग फुट से बड़ा नहीं होना चाहिए। सामग्री पीएसके के मूल्यांकनकर्ता के विवेक पर रखी जाएगी और ईडीडी के मामलों में जमीन के स्तर से अधिकतम छः फुट की दूरी तक सतह से नीचे कहीं भी रखी जा सकती है। दबाए गए विस्फोटक का प्रकार और मात्रा पर्याप्त होनी चाहिए। एनडीडी के मूल्यांकन की स्थिति में, परीक्षण किया गया क्षेत्र तुलनात्मक रूप से 1000-2500 वर्ग फुट के बीच होना चाहिए जिसमें कोई भी नार्कोटिक सामग्री दबाई नहीं गई हो।

सामान तलाशी

सामान को कठोर और नरम आवरण वाले सूटकेस, अटैची, कपड़े का बैग ब्रीफकेस, गोल्फ बैग, किट बैग, पीठ पर टांगने वाला बैग, मोटे कपड़े वाला बैग और बक्से आदि के रूप में परिभाषित किया जाएगा। न्यूनतम 15 बैग और अधिकतम 25 बैग इस्तेमाल किए जा सकते हैं। सभी सामग्री को बैग में इस तरह से रखा जाएगा कि

श्वान उसे न निकाल सके। प्रत्येक बैग के बीच में पर्याप्त जगह छोड़कर बैगों को रखा जाएगा ताकि के-9 टीम प्रत्येक नग के चारों ओर स्वतंत्र रूप से घूम सके।

विमान/रेलगाड़ी/मेट्रो/विशिष्ट परिवहन जलयान की तलाशी

इस्तेमाल किए जाने वाले विमान के आकार, मेट्रो/रेलगाड़ी के डिजाइन को सामान्य समझदारी के आधार पर निर्धारित किया जाएगा जो कि पीएसके मूल्यांकनकर्ता के विवेक पर निर्भर होगा। इस तरह के परीक्षण में उपलब्धता प्रमुख कारक होगी। पोत की पूर्ण तलाशी में पोत के आंतरिक व बाहरी हिस्से के साथ सभी ग्राउंड सपोर्ट उपकरण भी शामिल होंगे। एक परीक्षण विमान या अन्य परिवहन जहाजों के अंदर किया जाएगा। अतिरिक्त सामग्री मूल्यांकनकर्ता के विवेक पर रखी जाएगी। यह या तो पोत के अंदर या बाहर हो सकती है। यह परीक्षण चरण के अंदर केवल एक सामग्री तक सीमित नहीं है। सभी सामग्रियों को इस प्रकार रखा जाएगा कि श्वान उन्हें न ढूँढ सके।

के-9 पीईटी प्रमाणीकरण/ K-9 PET CERTIFICATION

डॉग हैंडलर और के-9 को एक टीम माना जाएगा इसे टीम के रूप में प्रमाणित किया जाएगा। यदि डॉग हैंडलर बदलता है तो एक नई टीम बन जाती है और इस नई टीम को नए प्रमाणीकरण के लिए फिर से परीक्षण करना होगा। प्रत्येक प्रमाणन उसके परीक्षण की तारीख से एक वर्ष के लिए मान्य होगा। ईडीडीटी या एनडीडीटी को प्रमाणीकरण के लिए विचार करने से पहले विस्फोटक/नार्कोटिक्स खोज संबंधी आवश्यक विशेषज्ञता प्रशिक्षण पूरा किया हुआ होना चाहिए (इसमें देश में प्रतिष्ठित डॉग ट्रेनिंग इंस्टीट्यूट्स से बेसिक डॉग हैंडलर कोर्स शामिल होगा। जब वे अपने संबंधित पुलिस डॉग ट्रेनिंग सेंटर से कोर्स पूरा करके बाहर आते हैं तो शुरुआत में ही 'खोजी पीएसके टीम' को प्रमाणित करने के लिए समुचित प्रयास करना चाहिए। इन विशिष्ट पीएसके टीमों के सफलतापूर्वक उत्तीर्ण होने और साथ-साथ मान्यता मिलने से यह अदालत में उनकी गवाही को स्वीकार करने का ठोस आधार होगा। ईडीडीटी द्वारा दिए गए सभी परीक्षण सफल/असफल आधार पर होंगे। यह पीएसके मूल्यांकनकर्ता निर्धारित करेगा कि क्या परीक्षण पूरा होने पर टीम को प्रमाणित किया जाएगा कि नहीं। के-9 विशेषज्ञ मूल्यांकनकर्ता द्वारा अपने

विचार दर्ज करने के लिए विस्तृत सत्यापन परफॉर्मा अलग से तालिका-7 और तालिका-8 में दिया गया है जो परिणाम निर्धारित करने के लिए परीक्षण क्षेत्र के आधार पर खोजने का कौशल क्रमशः ईडीडीटी और एनडीडीटी के लिए विशेष कार्य करने के लिए अनावश्यक है। केवल 90% से अधिक पास दर प्रदर्शित करने वाली टीमों को प्रमाणन के लिए अनुशंसित किया जाता है। इन नियमों के अनुसार जारी किया गया प्रत्येक प्रमाणन तब तक मान्य रहेगा जब तक कि पीएसके टीम का संयोजन और जिम्मेदारी नहीं बदलती। यदि प्रमाणन के समय मूल रूप से जोड़े गए विशिष्ट हैंडलर और डॉग का विशिष्ट के-9 टीम में एक साथ कार्य करना रोक दिया जाता है या जिस कार्य के लिए टीम प्रमाणित की गई थी वह बदल गया है, तो ऐसी खोजी पीएसके टीम का प्रमाणन समाप्त हो जाएगा।

यह सिफारिश की जाती है कि छः महीने के बाद मध्य में आंतरिक (इन-हाऊस) मूल्यांकन के साथ वार्षिक आधार पर एक स्वतंत्र मूल्यांकन द्वारा तीसरे पक्ष के प्रमाणीकरण के अधीन टीमों का मूल्यांकन किया जाए। यह प्रमाणन परीक्षण की तारीख से एक वर्ष के लिए मान्य होगा और प्रत्येक पीएसके टीम के लिए मूल्यांकनकर्ता की विस्तृत टिप्पणी के साथ इसका अभिलेख संगठन स्तर के साथ-साथ प्रमाणन एजेंसी दोनों के ही द्वारा रखा जाएगा। यह भी ध्यान दिया जाना चाहिए कि प्रमाणीकरण के बाद भी प्रदर्शन को बनाए रखने और पीएसके टीम की क्षमता को बढ़ाने के लिए सामान्य प्रशिक्षण और पुनर्प्रशिक्षण आयोजित किए जाते हैं।

कई संगठनों को इस दस्तावेज में दिए गए प्रशिक्षण स्तर से भी और अधिक विशिष्ट प्रशिक्षण या कौशल की आवश्यकता होती है। यह सभी को समझना है कि ये मानदंड/अनिवार्य न्यूनतम स्तरीय परिचालन क्षमता (एमएलओसी) हैं और कोई संगठन अपने विशिष्ट उद्देश्यों को प्राप्त करने के लिए इस आधार पर अपने मानदंड तैयार कर सकते हैं। एनएसजी या केंद्रीय सशस्त्र पुलिस बल/राज्य पुलिस के अन्य विशेष बल ऐसे उदाहरण हैं जो विभिन्न अन्य निपुणताओं के माध्यम से विशेष संचालन या मिशन में भाग लेने के लिए अतिरिक्त रूप से सक्षम हैं। इसमें स्लिदरिंग (फिसलन), रैपलिंग या एब्सिलिंग आदि जैसी कठिनाईयों पर काबू पाने के लिए प्रवेश के विभिन्न तरीके शामिल हैं।

विभिन्न केंद्रीय सशस्त्र पुलिस बलों/केंद्रीय एवं राज्य पुलिस और कानून प्रवर्तन एजेंसियों के पीएसके के विशेषज्ञों का एक पैनल जो विशेष बुनियादी 'डॉग ट्रेनिंग कोर्स' में अर्हता प्राप्त है और उन्हें के-9

तालिका-7: के-9 पीईटी (प्रवीणता मूल्यांकन परीक्षण)
विस्फोटक खोजी श्वान टीम (ईडीडीटी) प्रमाणन प्रोफार्मा

संगठन		इकाई	स्थान	
ईडी डॉग का नं./नाम:		माइक्रोचिप सं.	संदर्भ सं. और मूल्यांकन की तिथि	
डॉग प्रशिक्षक का नं./नाम				
पिछले मूल्यांकन की तारीख				
टीम तालमेल		संतोषजनक प्रतिक्रिया प्रदर्शित करने के लिए		टीम स्कोर
पीछे-पीछे चलना (हील)		बैठना	डाउन	पास/फेल
स्टैंड		स्टे	मूव आऊट	
जंजीर के साथ हील वॉक		जंजीर के बिना हील वॉक	बुलाना (रि-कॉल) 10 फुट से अधिक दूरी	
आज्ञाकारी कमांड जंजीर के साथ और बिना (ऑन एंड ऑफ लीज)		भोजन से इनकार	बाधा पार करना	
आज्ञाकारी कमांड के साथ बैटल इनोकुलेशन				
बुनियादी प्रशिक्षण कौशल		संतोषजनक प्रतिक्रिया प्रदर्शित करने के लिए		पास/फेल
सूंघने की आदत		सूंघने का स्वभाव	पुरस्कार मूल्यांकन	
बेसिक विस्फोटक गंध की पहचान		तलाशी के दौरान व्यवहार	एलर्ट प्रतिक्रिया	
कैरोसल व्हील ट्रेनिंग		सूंघने की गति		
परिदृश्य आधारित कौशल (कुल 12 सामग्रियां) (2-4 सामग्री ≥ 100 ग्राम, प्रत्येक परिदृश्य में परीक्षण समय 30 मिनट पश्चात)।		04 विशिष्ट परिदृश्यों के लिए अधिकतम स्कोर (60); प्रत्येक सही संकेत पर 05 अंक दिए जाएंगे ।		अधिकतम स्कोर (60)
एरिया तलाशी (2500-10,000 वर्ग फुट एरिया)		सतह से 06 फुट ऊंचाई तक विस्फोटक सामग्री छुपाना		प्राप्त स्कोर:
भवन तलाशी (500-1500 वर्ग फुट एरिया)		(फर्नीचर सहित 4-6 कमरे; सतह से 06 फुट ऊंचाई तक)		
गाड़ी तलाशी(विभिन्न प्रकार की गाडियां)		(पार्किंग क्षेत्र में 08-16 गाडियां)।		प्रमाणन
सामान तलाशी		(15-25 सामान: विभिन्न प्रकार का सामान)		पास/फेल
विमान/रेलगाड़ी/ मेट्रो/विशेष यातायात/ मानव शरीर तलाशी		(विशेष उद्देश्य के लिए; यदि आवश्यक हो तो)		
अभ्युक्तियां (टिप्पणियां)				
कुल ग्रेड	प्राप्तांक	अंक प्रतिशत:	प्रमाणीकरण:	पास/फेल
	केवल 90% से ऊपर अंक प्राप्त करने वाले उत्कृष्ट ईडीडीटी ही प्रमाणित हैं कमजोर (<70%)/संतोषजनक (70-80%)/ अच्छा (80-90%)/उत्कृष्ट (>90%)			
अधिकृत पीएस मूल्यांकनकर्ता द्वारा मूल्यांकन		हस्ताक्षर	डॉग हैंडलर के हस्ताक्षर	अगले मूल्यांकन की तारीख

तालिका-8: के-9 पीईटी (प्रवीणता मूल्यांकन परीक्षण)
नारकोटिक्स खोजी श्वान टीम (एनडीडीटी) का प्रमाणन प्रोफार्मा

संगठन		इकाई	स्थान	
एनडी डॉग का नं./नाम:		माइक्रोचिप सं.	संदर्भ सं. और मूल्यांकन की तिथि	
डॉग प्रशिक्षक का नं./नाम				
पिछले मूल्यांकन की तारीख				
टीम तालमेल		संतोषजनक प्रतिक्रिया प्रदर्शित करने के लिए		टीम स्कोर
हील		बैठना	डाउन	पास/फेल
स्टैंड		स्टे	मूव आऊट	
जंजीर के साथ हील बॉक		बिना जंजीर के हील बॉक		
जंजीर के साथ और जंजीर के बिना आज्ञाकारी (ओबिडिएंस) कमांड		भोजन से इनकार		
		बाधा पार करना		
आज्ञाकारी कमांडर के साथ बैटल इनोकुलेशन				
बुनियादी प्रशिक्षण निपुणता		संतोषजनक प्रतिक्रिया प्रदर्शित करने के लिए		पास/फेल
सूँघने की आदत		सूँघने का स्वभाव	पुरस्कार/मूल्यांकन	
बेसिक नारकोटिक्स गंध की पहचान		तलाशी के दौरान व्यवहार	एलर्ट प्रतिक्रिया	
कैरोसल व्हील ट्रेनिंग		सूँघने की गति		
परिदृश्य - आधारित निपुणता (कुल 12 सामग्रियां) (2-4 सामग्री ≥ 1 ग्राम, नारकोटिक्स मिश्रण; परीक्षण समय 30 मिनट पश्चात)		04 विशिष्ट परिदृश्यों के लिए अधिकतम स्कोर (60); प्रत्येक सही संकेत पर 05 अंक दिए जाएंगे ।		अधिकतम स्कोर (60)
एरिया तलाशी (1000-2500 वर्ग फुट एरिया)		सतह से 06 फुट ऊंचाई तक नारकोटिक्स सामग्री छुपाना		प्राप्तांक
भवन तलाशी (500-1500 वर्ग फुट एरिया)		(फर्नीचर सहित 4-6 कमरे; सतह से 06 फुट ऊंचाई तक)		अंक प्रतिशत
वाहन तलाशी (विभिन्न प्रकार की गाड़ियां)		(पार्किंग क्षेत्र में 08-16 गाड़ियां)।		प्रमाणन
सामान तलाशी		(15-25 सामान: विभिन्न प्रकार का सामान)		पास/फेल
विमान/रेलगाड़ी/ मेट्रो/विशेष यातायात/ मानव शरीर तलाशी		(विशेष उद्देश्य के लिए; यदि आवश्यक हो तो)		
अभ्युक्तियां (टिप्पणियां)				
कुल ग्रेड	प्राप्तांक	अंक प्रतिशत:	प्रमाणीकरण:	पास/फेल
	केवल 90% से ऊपर अंक प्राप्त करने वाले एनडीडीटी ही प्रमाणित हैं कमजोर (<70%)/संतोषजनक (70-80%)/ अच्छा (80-90%)/उत्कृष्ट (>90%)			
अधिकृत पीएसके मूल्यांकनकर्ता द्वारा मूल्यांकन		हस्ताक्षर	डॉग हैंडलर के हस्ताक्षर	अगले मूल्यांकन की तारीख


के प्रशिक्षण और तैनाती के विषय का पर्याप्त (10 वर्ष से अधिक) अनुभव है उनको स्वतंत्र या तृतीय-पक्ष प्रमाणन का कार्य सौंपा जाएगा। इस तरह के विशेषज्ञों को दूसरों को पीएसके ऑडिट और तीसरे पक्ष के प्रमाण-पत्र के लिए योग्य पीएसके मूल्यांकनकर्ता का कार्य विधिवत सौंपने से पहले डॉ.पी.के.चुग, परामर्श निदेशक, पुलिस के-9 सैल, गृह मंत्रालय, भारत सरकार के मार्गदर्शन में मूल्यांकन प्रक्रिया (के-9 पीईटी पर हैंड्स-ऑन ट्रेनिंग और मॉक एक्सरसाइज सहित) को समझने के लिए विशेष प्रशिक्षण से गुजरना होगा। इस तरह के प्रमाणन परीक्षण के लिए कोई शुल्क नहीं लिया जाएगा हालांकि यदि आवश्यक हो तो केवल यात्रा, आवास और भोजन के खर्चों को पूरा करने के लिए शुल्क लिया/अदा किया जा सकता है, जिसका भुगतान पेशेवर सेवाओं के लिए संगठनों के उपयुक्त बजट शीर्ष से किया जा सकता है।

निष्कर्ष/ CONCLUSION

एक खोजी श्वान टीम में, चाहे वह विस्फोटक खोजी श्वान टीम (ईडीडीटी) हो या नारकोटिक्स खोजी श्वान टीम हो, एक खोजी श्वान और इसका हैंडलर शामिल हैं, जिन्होंने आवश्यक प्री-ट्रेनिंग पूरी की है और के-9 प्रवीणता मूल्यांकन परीक्षण (के-9 पीईटी) द्वारा अपेक्षित प्रदर्शन कौशल को दिखाया है। यह प्रत्येक सुरक्षा संगठन की ओर से छिपे हुए रूप में विस्फोटकों या नशीले पदार्थों का पता लगाने के सबसे संवेदनशील कार्य के लिए नियुक्त विशेष खोजी श्वान टीमों की दक्षता का आश्वासन देना अनिवार्य है। विशिष्ट प्रशिक्षण मानकों को प्रदर्शन उद्देश्यों के रूप में स्थापित

किया गया है जो वास्तविक कर्तव्यों और विशिष्ट अनुबंधों पर किए जाने वाले कार्यों से संबंधित है।

प्रदर्शन के उद्देश्य प्रशिक्षण के लक्ष्यों का प्रतिनिधित्व करते हैं और प्रशिक्षुओं/हैंडलरों ने वह हासिल कर लिया है जिसके लिए वे आए हैं, यह इंगित करते हुए यह निर्धारित करने के लिए इस्तेमाल किया जाता है कि क्या प्रशिक्षण सफल रहा है। यहां दिए गए प्रशिक्षण/ एमएलओसी/प्रदर्शन मानकों के अलावा विशेषज्ञ के-9 इकाईयां या टीम रखने वाली सरकारी बलों का प्रतिनिधित्व करने वाले सुरक्षा संगठनों को विशेषज्ञ श्वान टीमों के इस्तेमाल पर स्पष्ट नीति बनानी चाहिए और मानक संचालन प्रक्रिया (एसओपी) जारी करनी चाहिए। प्रत्येक संगठन के लिए विशिष्ट विस्तृत नीति जो एक विशिष्ट कार्य जैसे विस्फोटक खोज या नारकोटिक्स खोज के लिए पीएसके के तैनाती के लिए व्यावहारिक दिशा-निर्देश प्रदान करती है वह एक ऐसी प्रणाली स्थापित करती है जो पीएसके टीमों के प्रभावी उपयोग को सुनिश्चित करने में सहायता करेगी। खोजी पीएसके के टीमों (ईडीडीटी/एनडीडीटी) के लिए के-9 पीईटी इस दिशा में एक प्रयास है और इसे वैश्विक मानदंडों के आधार पर इन पदार्थों का पता लगाने और पुनः प्राप्त करने में खोजी श्वान टीम की प्रवीणता और विश्वसनीयता को निर्धारित करने के लिए डिजाइन किया गया है, जो इस अति विशिष्ट टास्क फोर्स की एक समान एमएलओसी और प्रमाणीकरण (मान्यता) की अपरिहार्य आवश्यकता को स्वीकार करने में वांछित परिवर्तन ला सकती है।



"Until now, I never understood why you got so excited when someone walked past the house."

Dutch Shepherd Dogs (DSDs): The New Working Dog Breed of CRPF



Pawan Joshi, Deputy Commandant and Mantosh Kumar, Assistant Commandant
Dog Breeding & Training School (DB&TS), Central Reserve Police Force (CRPF), Taralu, Bengaluru



It was CRPF which successfully introduced the Belgian Shepherd Malinois breed in India as a multitasking K9s for the first time. The breed has been proving its worth consistently. The breed has raised the bar of dog standards in India. Once again CRPF has successfully introduced another time tested working breed, the Dutch Shepherds, DSDs, in India.

In 2019, 03 DSDs were inducted and underwent 40 weeks of training in multitasking. Later the school got another Six DSDs during 2020. The training of these DSDs was done as a pilot project to assess their suitability for the Force and to do a comparative study between

the two breeds - Malinois and Dutch Shepherds. Even though the available literatures suggests that there are no significant differences in temperament, workability, suitability as PSKs etc between the two breeds, we still wanted to see it by training first-hand. The DSDs have proved their worth as PSKs in training and are comparable to BSMs.

The trained Dutch Shepherd Dogs will be soon sent to the field for trails to assess their operational performance.

These 09 Dutch Shepherds were trained in multitasking, Infantry



Patrolling + Explosive Detection + Assault. They have been excellent in all the three trades, equally as good as Malinois. There was no difference in the training methodology, puppy foundation method adopted, kennel management or any other factors that compared things we adopted for the training of Malinois.

So far we could conclude that the Dutch Shepherds are a very intelligent breed which love new challenges and working. They perform excellent in agility, obedience, detection, assault etc because of their keen intelligence, high prey drive and eagerness to work. Bred originally for droving & guarding the herd, their genetics still retain those instincts. The breed is generally a healthy one with less health issues which makes them highly trainable. They can withstand harsh weather conditions too. However, the field trial is yet to be completed, we are confident about the success of this breed.



'Tangkhul Hui'

A Rare Hunter on the brink - Manipur Local Dog >>>>

Maj T Prashant Chaudhary

Assam Rifles Dog Breeding and Training Centre, Jorhat (Assam)

Col K Lakshmi Narayanan

HQ DG Assam Rifles, Shilong (Meghalaya)

Introduction

Tangkhul Hui is a hunting dog breed found in the Ukhrul District of Manipur state of India. It is a very rare dog breed which evolved centuries ago, perhaps with amalgamation of Mayanmar dog breeds around the Indo-Burma border. It specializes in hunting wild boar and other wild animals in and around the jungle areas. Tangkhul Hui dogs are a rare breed of spitz from Manipur. Also known as Awang Huijao, they are a very old breed, possibly ancient. Unfortunately, not much is known about the Tangkhul Hui. This breed like many in India, have not been extensively studied like few other ancient and basal breeds elsewhere in the country.

Tanghul Hui dogs are not recognized as purebred dogs. In India, there has not been intense breeding so it has not produced consistent looks like western dogs. One Tangkhul Hui dog can look very different from another as a result. Generally, they are very dark brown/black with pricked ears, a short, curled bob tail, and a wide face with a pointed nose. Most have a very short coat. Some have white or cream patches on their coats, sometimes on their feet, underside, and face. However,



3 months Tangkhul pups being reared at Assam Rifles Dog Training Centre

most appear to be consistently one color or have only small patches of another color. Considered on the verge of extinction, there are very few Tangkhul Hui dogs left. Their customary jobs were dissolved with advancement and human development and relatively few individuals could bear to keep a dog as a pet. But there seems to be grass-root campaign battle to save this breed in Ukhrul, Manipur, so their future probably won't be bleak.

Description

Tangkhul Hui hunting dog has short double coat with colours of solid black or black with some white markings on the

muzzle. Dogs with white shading on the under parts and legs are typically bigger in size than strong black coloured dog. The shape of their eyes is like that of an almond and is yellow in colour. Ears are erect in a right - left heading in around 45 degrees and the tail is medium long in a flying position.

Vital Information

Group	Hunting & Guarding	
Litter Size	6-8 pups	
Life Span	12-15 years	
Sex	Height	Weight
Male	61-66 cm	28-32 kg
Female	56-61 cm	25-28 kg

Temperament

Tangkul hui dogs are said to be fierce hunters and their impulses are solid. They are extremely defensive of their pack and will assault bigger animals they consider to be a risk. Locals say that these dogs should be utilized by the police in India. This breed is an intelligent breed which can be trained easily and is very friendly and affectionate. From the limited data, it is known that Tangkul Hui dogs are very friendly. In fact, owners say that they're rarely aggressive towards humans. However, they still remain quite aloof towards strangers like most dogs.

Health

Data about this breed is not readily available. There are no reports regarding inherited diseases and they have high resistance against



An adult Tangkul Hui Dog

infection and parasites. Hence they will be most suited for local conditions of North-East. A Tangkul Hui dog will require minimum grooming, as they tend to have short hairs without much shedding. Still, the occasional tooth brushing, coat brushing and bath is necessary.

Training & obedience

It is an Intelligent dog breed, they are generally simple to train. They are also known to be stubborn like any other intelligent dog breeds. The extraordinary quality of a Tangkul Hui dog is his obedience. This breed can be controlled unlike any other breeds when on a hunt, brisk to learn and adjust, they make great play mates too.

Conclusion

Tangkul Hui is an indigenous breed from North-East in the state of Manipur. Assam Rifles is the first organisation among CAPFs/Army that has introduced this breed in to the Force for operational purpose. It is one of the initiatives by the Assam Rifles to promote "Vocal for local" campaign to make Indian K9 forces self-reliant, under 'Aatma Nirbhar Bharat' mission.

Breeding Operations of PSKs : Jul 2020 to Dec 2020

CAPFs	Breed	Nos of Pups Produced
BSF	BSM/ GSD/ Lab	26
CRPF	BSM	18
ITBP	BSM	17
SSB	BSM/GS	40
Assam Rifles	Lab/BSM	53
Total	154	

Cast & Boarded Out PSKs (Veteran K9s) Under Geriatric Care

CAPFs	Number Held
BSF	14
CISF	07
SSB	09
NSG	05
Assam Rifles	10
Total	45



1st Field Veterinary Hospital of CRPF at Dornapal, Sukma (Chhattisgarh)



Canine also known as K9 have been part of the Central Reserve Police Force (CRPF) for almost a decade now. The K9 teams have played pivotal role in Special Operation Zone (SOZ) and J&K areas. The major role of dogs have been in identifying IED and in ambush detection (IP), attack/assault when commanded and also tracking. K9s are mainly used for the anti-naxal search operations in identifying IED and patrolling as their olfactory sense (sense of smell) is higher and they are capable of identifying the IED.

As said "With great Power comes Great Responsibilities" the Dog Handlers who are a part of the K9 teams have responsibilities on their shoulder to take care and keep the dogs in good health. In an SOZ area like Sukma, Chhattisgarh, the dogs are in the interiors of the forest doing their duties every day. Any ill health and unforeseen circumstances without any medical assistance would lead to a loss of the K9 and the team. Due to the high risk of naxals in the area sudden movements with the sick dog for veterinary medical assistance is not possible. And even if they were able to make the movement, medical assistance is minimum of 40 kms away and in severe conditions dog had to travel upto 450 kms. As the Battalions in this area lost a few dogs earlier, therefore it was considered important to ensure availability of veterinary medical assistance to this area so as avoid such contingencies in the future.

As a unique step in CRPF, Dr Sumedh M Shastry, was engaged

as clinical veterinarian by CRPF on contractual basis for its Sukma Range under DIG (Ops) Sh. Yogyan Singh. Further, a Veterinary Hospital was established in 74th Bn, Dornapal, Sukma, Chhattisgarh with the help of their Vet Officer. Due to this, the medical assistance was brought within reach for the Police Service K9 teams. Since the posting of the Veterinary Officer in Nov 2019, many cases and a few surgeries have been performed in the Veterinary Hospital. The medical facilities have helped the PSK teams to a large extent which includes emergency and lifesaving treatments at midnight. Due to lack of facilities a few cases were referred to Veterinary College, Durg and Gannavaram for special laboratory tests comprising of blood test, X-ray and ultrasound scanning etc. The hospital do envisage to procure these facilities which would help in fast diagnosis and treatment of the PSKs thereby ensuring their health without involving any long distance evacuation.

Two assistants were also attached in 74th Bn alongwith Vet Officer, who were previously had an experience of dog handling. Since February 2020, the hospital has treated an average of 18 cases per month physically in the Vet Hospital with Sep 2020 recording the highest number of 41 cases. Also consultation was provided for minor cases telephonically to the field units. In severe cases dog handlers were advised to physically bring the dog to hospital or to the government veterinarian

Sumedh Shastry
74th Battalion CRPF



Emergency and surgical interventions on police service K9 at Vet hospitals

available nearby. A total of nine surgeries were performed in the past 12 months. The Veterinary Hospital also had five emergency cases where the dogs were brought in at around midnight, and the medical team was prepared to treat them, which helped the dogs to come out of criticality and survive. In the past one year, there were death of four dogs for various reasons like heat stroke, liver failure and kidney failure. The post mortem which were performed in this Hospital, assisted in confirmatory diagnosis and thereby assisted in taking further precautions to ensure health of other PSKs.



PSK In-patients at the Veterinary Hospital for Treatment

प्रश्न और उत्तर

प्रश्न 1. किसी घटना में कोई PSK अचानक अपने हैंडलर को घायल कर देता है, क्या इस तरह के K9 को एक घटना के बाद सुरक्षित और विश्वसनीय PSK माना जा सकता है या उसे आक्रामकता का कोई अन्य संकेत मिलने पर हटाने की आवश्यकता है।

(एचसी/जीडी (डीएच) वीर भान)

उत्तर- नहीं, कभी नहीं। आक्रामकता के कारण हैंडलर को पहुंचने वाली कोई भी चोट श्वान की गलती से नहीं होती है। यह हैंडलर और श्वान के बीच आपसी संबंधों में घनिष्ठता में कमी के कारण होता है।

जिसे आप हैंडलर के प्रति श्वान की आक्रामकता बता रहे हैं, वह वास्तव में श्वान द्वारा प्रकट किया गया भय और चिंता है। इसका मतलब है कि प्रशिक्षण में गलती है, न कि श्वान में।

श्वान ने ऐसी प्रतिक्रिया क्योंकि इसमें निहित कारणों का सावधानी पूर्वक विश्लेषण करना होगा। हैंडलर की क्रियाओं और प्रतिक्रियाओं का भी समान रूपसे विश्लेषण करना होगा। आपको श्वान के शैशवावस्था पर वापस जाना होगा और जवाब ढूंढना होगा कि श्वान को उसी हैंडलर के साथ या दूसरे हैंडलर द्वारा भिन्न वातावरण में कैसे तैयार किया गया।

श्वान के पेट में आंत या त्वचा का दर्द या बीमारी का पता लगाने के लिए, पशु चिकित्सा अधिकारी से श्वान की जांच करवाएं। यदि ऐसा है, तो इसका इलाज करवाएं।

एक श्वान की अपने हैंडलर के प्रति आक्रामकता बहुत कम देखने को मिलती है, और शुरुआती दिनों में 'सोशलाइजेशन लैडर' में अनुक्रमिक चरणों की अनदेखी के कारण ऐसा हो सकता है। इसे आपसी विश्वास कायम करके सुधारा जा सकता है। 'मनुष्य-श्वान तारतम्य' को भी पुनः निर्धारित करने की आवश्यकता है। श्वान अपने गुरु के लिए कभी भी आक्रामक नहीं होगा यदि उसकी देखभाल अच्छी तरह से की जाए, अच्छी तरह से खिलाया जाए और उसकी ऊर्जाओं को सही दिशा प्रदान की

जाए जैसे- जोरदार छोटे, शिकार चालित गेम। गेमर्स का एक खिलौना हो सकता है, जहां उसकी अतिरिक्त ऊर्जा को सही दिशा में चैनलबद्ध किया जा सकता है। जब कोई श्वान अपने हैंडलर को घायल करता है, तो यह वास्तव में मदद के लिए चिल्लाता है कि कुछ है जो सही नहीं है। और एक वरिष्ठ प्रशिक्षक को इन कारणों की जांच करनी चाहिए और 'मनुष्य-श्वान संबंध' को एक समान लाना चाहिए। इसलिए, याद रखें कि तटस्थ सुदृढीकरण के रूप में 'मानवीय सुधार' के विकल्प उपलब्ध हैं।

श्वान को सजा देने से स्थिति और बिगड़ जाएगी। ऐसा कभी नहीं करें। हमेशा फिर से तालमेल बिठाने और प्यार-दुलार से हैंडलिंग करने का प्रयास करें। श्वान कोई ईर्ष्या नहीं रखते हैं। उनमें कोई विद्वेष नहीं होता है। हर श्वान अपने मालिक को खुश करने के लिए इच्छुक रहता है।

दुनिया में श्वान ही एक ऐसा प्राणी है जो खुद से ज्यादा आपको प्यार करता है।

प्रश्न 2. कभी-कभी कोई अच्छी तरह से प्रशिक्षित और स्वस्थ K9 अचानक कुछ समय के लिए काम में रुचि लेना बंद कर देता है, उसके संभावित कारण क्या हो सकते हैं और इससे कैसे बचा जा सकता है।

(एचसी / जीडी (डीएच) मनिवल के, आईटीबीपी)

उत्तर- मुझे खुशी है कि आपने प्रशिक्षण के इस महत्वपूर्ण पहलू पर चर्चा की है। याद रखें, K9 ट्रेनिंग कभी खत्म नहीं होती। एक पूरी तरह से प्रशिक्षित श्वान भी अपने विशेष कौशल को बनाए रखने के लिए हमेशा प्रशिक्षण के अधीन रहता है और आगे विभिन्न स्थितियों/वातावरण में प्रतिक्रिया करना सीखता रहता है। यही कारण है कि हम हमेशा कार्य पर रहने के दौरान या यूनिट स्तर पर मूल स्थान पर प्रशिक्षण, संचालन में विंडोज के दौरान, और प्रशिक्षण केंद्रों में रिक्रेशर पाठ्यक्रमों की सलाह देते हैं।

श्वान को किसी भी कार्य को करने हेतु प्रशिक्षित करने के लिए एक ऐसी प्रणाली की आवश्यकता होती है जिसके द्वारा हम सुदृढीकरण और सजा (ऑपरेट कंडीशनिंग) और उचित सहयोग (क्लासिकल कंडीशनिंग) दोनों के परिणामों को लागू कर सकते हैं।

किसी विशेष कौशल के लिए K9 को तैयार करना एक ऐसा पहलू है जिसमें K9 बिरादरी शामिल है, हालांकि इससे भी अधिक चुनौतीपूर्ण पहलू उसे उपयोगकर्ता इकाई, लड़ाकू सैनिकों के साथ समग्र प्रशिक्षण देना है, जिन्हें यह नई प्रशिक्षित K9 टीम सहायता करने जा रही है। इसलिए, ऑपरेशन के दौरान सफलता में सबसे महत्वपूर्ण पहलू K9 टीम को उनके लड़ाकू सैनिकों के साथ प्रशिक्षण द्वारा अच्छी तरह से एकीकृत करना, एक-दूसरे में परस्पर विश्वास विकसित करने के लिए वास्तविक समय परिचालन अभ्यास का आयोजन करना, K9 टीम के कौशल-सेट की सराहना करते हुए पूरी तरह से ऑपरेशन के दौरान अपने लड़ाकू दल के संभावित फायदे के लिए लागू करना होगा।

अब हम इस तथ्य पर ध्यान देते हैं कि K9 आपके आदेशों का जवाब क्यों देता है और लक्षित संकेत गंध पर क्यों प्रतिक्रिया करता है। यह कारगर और श्रेष्ठ प्रशिक्षण के कारण है। यह लक्षित गंध के साथ पुरस्कार प्रणाली का जुड़ाव है। इनाम में एक खिलौना या भोजन इनाम, मौखिक इनाम या शरीर पर एक हल्की सी थपकी का इनाम या खेल के रूप में इनाम हो सकता है।

हैंडलर के शिथिल या ढीला होने के कारण श्वान अपने कार्य में रुचि लेना कम कर देते हैं और अपने बुनियादी प्रशिक्षण के दौरान सीखे गए प्रारंभिक उत्साह को खो देते हैं और धीरे-धीरे चीजों को महत्त्वहीन समझने लगते हैं। जिस श्वान को इनाम मिलने का विश्वास नहीं होता है तो उसके मन में ऐसी छवि बन जाती है जिसके कारण उसकी खोज की प्रेरणा भी कम हो जाती है। यदि इसे समय पर नहीं सुधारा गया, तो यह K9 टीम की प्रदर्शन क्षमता के लिए बेहद विनाशकारी हो सकता है।

एक प्रणाली है जिसे इनाम में वृद्धि (रिवार्ड एस्केलेशन) या परिवर्तनशील पुरस्कार व्यवस्था कहा जाता है। रिवार्ड एस्केलेशन में इनाम को धीरे-धीरे बढ़ाया जाता है ताकि K9

साथी को इनाम के द्वारा मजबूत और अधिक दिलचस्प बनाया जा सके। यह तलाशी में श्वानों की रुचि को बनाए रखने में मदद करेगा।

बदल-बदल कर पुरस्कार देने की प्रणाली या बदल-बदल कर पोषण (शाबाशी)

आपके प्रशिक्षण उपकरण किट में विभिन्न प्रकार के पुरस्कार होने से आपको अधिक लचीलापन मिलता है और आपके पास हमेशा ही खाने-पीने का सामान नहीं होते हुए भी आप अपने श्वान को प्रशिक्षित कर सकते हैं। जब कोई श्वान किसी नए व्यवहार को विश्वसनीय ढंग से कर रहा होता है तो एक अच्छे प्रशिक्षण कार्यक्रम में परिवर्तनशील पोषण के साथ आगे बढ़ा जाता है। जब श्वान कोई कार्य व्यवहार करता है, तो हर बार उसे क्लिक करने और खाना देने के बजाय, आप कभी-कभी एक क्लिक छोड़ें और इसके बजाय श्वान की प्रशंसा करें, फिर कार्य व्यवहार करने के लिए कहें और क्लिक करें और आगे बढ़ें। परिवर्तन और पोषण की समय सीमा को धीरे-धीरे बढ़ाएं, याद रखें कि चीजों को बदल बदल कर देना अधिक महत्वपूर्ण है।

हम श्वान से आज्ञा पालन, ट्रैकिंग, और वस्तुओं का पता लगाने जैसे कार्यों के लिए उसे भोजन देते हैं क्योंकि यह एक शक्तिशाली प्रेरक है इसलिए इसका प्राथमिक शिक्षण उपकरण के रूप में उपयोग किया जाता है। एक बार जब श्वान उस खाने को खा लेता है, तो इनाम गायब हो जाता है और श्वान उसके लिए फिर से विचलित नहीं होता है। यदि हम चाहें तो प्रारंभ में जो वस्तु हमने ली थी उसके स्थान पर किसी खिलौने का प्रयोग किया जा सकता है और बाद में काम के लिए थोड़ा और प्रेरित किया जा सकता है और शक्ति को बढ़ाया जा सकता है।

अगली बात जो हमें समझने की जरूरत है वह है कि परिवर्तनशील पोषण (रिइन्फोर्समेंट) से क्या अभिप्राय है। अर्थात्, हमने जिस काम को करने के लिए कहा है उसके सही कार्य निष्पादन के अनुपात में इनाम को तय करने की आवश्यकता है। पोषण अनुसूची से हमारा मतलब है कि श्वान द्वारा सही कार्य व्यवहार किए जाने के बाद प्रशिक्षक कितनी बार प्राथमिक पोषण देगा। मशहूर पेट्रोल K9 ट्रेनर जैरी ब्रैडशॉ के अनुसार, पांच पोषण अनुसूची बनाई जा सकती हैं: (क) निश्चित अंतराल पर (ख) परिवर्तनशील अंतराल पर (ग)

निश्चित अनुपात में (घ) परिवर्तनशील अनुपात में (ङ) मन चाहे अनुसार। इनका संक्षिप्त वर्णन नीचे दिया गया है:

निश्चित अंतराल का अर्थ है कि प्राथमिक पोषण को एक निश्चित समय के बाद फिर से दोहराया जाएगा। यह हर 10 सेकंड, 30 सेकंड या हर पाँच मिनट में हो सकता है। अंतराल दूरी हो सकती है, इसलिए यदि आप एक कठिन सतह ट्रैक बिछा रहे हैं, तो आप ट्रैक के पूरे रास्ते में भोजन को छह इंच के अंतराल पर ट्रैक पर रख देते हैं। यह अंतराल अपेक्षाकृत अधिक आवृत्ति या अपेक्षाकृत कम आवृत्ति के हो सकते हैं। ट्रैकिंग उदाहरण में, इनाम की मात्रा (भोजन के टुकड़ों के बीच की दूरी) ही वह आवृत्ति होगी।

परिवर्तनीय अंतराल का अर्थ है कि प्राथमिक पोषण को अलग-अलग अंतराल पर दिया जाएगा, कभी-कभी 10 सेकंड के बाद, 15 सेकंड, शायद कभी 3 मिनट के बाद, और फिर पुनः आठ सेकंड बाद। ट्रैकिंग उदाहरण के साथ जारी रखते हुए, ट्रैक की शुरुआत में यह अंतराल हर छह इंच के बाद हो सकता है, फिर ट्रैक के एक खंड को हर दो फीट तक बढ़ाया जा सकता है, फिर थोड़े समय के लिए तीन फीट तक बढ़ा सकते हैं, और फिर अंत में वापस छह इंच तक ला सकते हैं।

निश्चित अनुपात का अर्थ है कि "n" बार सही ढंग से व्यवहार किए जाने पर, "nवीं" बार तक एक ही प्राथमिक पोषण दिया जाएगा। तो 1:5 निश्चित अनुपात का अर्थ है कि हर पांचवीं बार ठीक से किए गए व्यवहार पर प्राथमिक पोषण दिया जाएगा। जब हम श्वान को फुसला रहे होते हैं, उसकी नाक पर खाना रखते हैं और उसे बैठने या झुकने के लिए फुसलाते हैं, या घास के ट्रैक के हर पायदान पर भोजन रखते हैं, तो अनुपात 1:1 होता है। प्रत्येक सही कार्य प्रदर्शन पर प्राथमिक पोषण मिलता है। मान लीजिए कि हम 3:1 के निश्चित अनुपात की कोशिश करते हैं। इसको उस जानवर को आखिर कैसे समझाएंगे? वह सीखेगा कि पहली दो कमांड को करने पर कभी पुरस्कार नहीं मिलता है और वह कमांड में पहले दो प्रयासों में खराब प्रदर्शन करेगा। इसलिए एक नया व्यवहार सीखने के लिए श्वान को सिखाते समय निश्चित अनुपात का आमतौर पर 1:1 रूप में सबसे अधिक उपयोग किया जाता है।

परिवर्तनीय अनुपात का अर्थ है कि प्राथमिक पोषण सही कार्य

निष्पादन की औसत संख्या पर दिया जाता है। इस प्रकार, 1:2 के एक चर (परिवर्तनीय) अनुपात का मतलब है कि औसतन, प्रत्येक दो सही प्रतिक्रियाओं में से एक को प्राथमिक पोषण दिया जाएगा। यह पहली या दूसरी प्रतिक्रिया हो सकती है; इसे हम परिवर्तनीय पुस्कार समय-तालिका (वैरिएबल रिवॉर्ड शेड्यूल) भी कहते हैं। तकनीकी रूप से हमारा मतलब है पोषण का एक चर अनुपात। हमारे प्रशिक्षण कार्यक्रम में, श्वान को 1:1 के निश्चित अनुपात में फुसलाकर, हम फिर इसे चर इनाम में परिवर्तित करते हैं। इस परिवर्तन को करने में, हम एक उच्च आवृत्ति (एक उच्च औसत अनुपात 1:3) के साथ शुरू करते हैं, और जैसे ही श्वान इसमें प्रगति करता है, हम किसी प्रशिक्षण क्रम के दौरान कम आवृत्ति (सही कार्य व्यवहार के एक औसत अनुपात प्राप्त करने पर प्राथमिक पोषण 1:10) पर चलते हैं। स्लॉट मशीनें चर अनुपात पोषण का एक उदाहरण हैं। यदि उन्हें कुछ दिया नहीं गया तो वे कभी अपना काम नहीं करेंगे। लेकिन हम सभी के पास ऐसे अनुभव हैं जहाँ हमने चर अनुपात पर जीत हासिल की है, हम पोषण प्राप्त करने के लिए कड़ी मेहनत करते हैं (बहुत पैसा खर्च करते हैं)।

यादृच्छिक पोषण यह अंतिम श्रेणी है और यह दर्शाता है कि प्रदर्शन किए गए व्यवहार और दिए गए प्राथमिक पोषण के बीच कोई संबंध नहीं है। यादृच्छिक पोषण से आम तौर पर कुछ भी नहीं सीखा जाता है।

इनमें सफल होने के लिए, आपको अपने श्वान का ध्यानपूर्वक अध्ययन करना होगा। वह अपने 'शिकार प्रवृत्ति' या 'खाद्य प्रवृत्ति' पर कैसे प्रतिक्रिया करता है। उच्च शिकार प्रवृत्ति वाले श्वान के लिए, वांछित कार्रवाई के तुरंत बाद एक कोन्ग या गेंद या पुल खिलौना देने से उसमें सकारात्मक पोषण (शाबाशी) के साथ उस कार्रवाई को प्रस्तुत कर सकते हैं, इसलिए मेरी सलाह है कि आप "जोश" बनाए रखें। श्वान आपके उत्साह को पढ़ेगा और उसकी नकल करेगा। ऊपर चर्चा के अनुसार 'इनाम में वृद्धि' करें। और हमेशा ही अपने अभ्यास सत्र की समाप्ति एक सकारात्मक घटना के साथ करें। अभ्यास को छोटा रखें, 10 मिनट से अधिक नहीं। सफलतापूर्वक समाप्त करें। श्वान को पुरस्कार दें।

इससे यह सुनिश्चित होगा कि श्वान को जो कार्य दिया जाएगा

वह फिर से उसमें रुचि रखेगा। इसके अलावा, यह भी याद रखें कि जो श्वान अपने कार्य में आनंद लेता है, वह निश्चित ही सफल होता है।

कभी-कभी हैंडलर द्वारा कठोर उपाय करने, बार-बार समय से अधिक काम लेने, लगातार फटकार लगाने से श्वान का मनोबल टूट सकता है, जिससे वह अपने काम में रुचि खो सकता है।

दयालु हों। दृढ़ हों। खेलें। आनंद लें। प्यार दें।

प्रश्न 3. ANO तैनाती के दौरान PSK को बहुत लंबी दूरी तय करनी पड़ती है क्योंकि परिचालन की आवश्यकताओं के कारण वाहन का उपयोग करने की अनुमति नहीं होती है, इससे अंततः पेशेवर काम की दक्षता कम हो जाती है, ऐसे कठिन कार्य समय के दौरान उच्च सटीकता बनाए रखने के लिए क्या उपाय किए जा सकते हैं।

(एचसी / जीडी (डीएच) सुबा, आईटीबीपी)

उत्तर- हाँ, एच.सी. सुबा, यह एक अच्छा सवाल है। जब ROP और ADP की दूरी लंबी होती है, तो यह सुनिश्चित करने के लिए विभिन्न व्यावहारिक उपाय किए जाते हैं कि श्वान न थके। सबसे पहले, हमें यह समझना चाहिए कि आप श्वान से पूरे 14-20 किलोमीटर लंबे आरओपी को सफलतापूर्वक करने की उम्मीद नहीं कर सकते हैं। यह वह जगह है जहां मानव बुद्धि काम में आती है। श्वान को केवल संदिग्ध क्षेत्रों में ही सूँघ कर देखना चाहिए, जैसे कि नए खोदे गए मैदान, पत्थरों के ढेर, सहायक दीवारों की संरचना में गड़बड़ी, पुलिया व पुलों और ऐसे स्थानों पर आईईडी आसानी से लगाए जा सकते हैं। इसलिए, व्यावहारिक रूप से पूरे आरओपी और एडीपी में कुछ स्थान होंगे जहां श्वान वास्तव में विध्वंसक गतिविधियों की जांच करेंगे। यहां तक कि घात लगाने संबंधी शुरुआती चेतावनी के मामले में, मानव की सामरिक सोच के अनुसार थोड़े से ही ऐसे घात संभावित क्षेत्र होंगे, जहां श्वान को विशेष रूप से सेवा में लगाया जा सकता है।

यदि श्वान की सामरिक तैनाती, मानव सहायता के साथ मिलकर की जाती है, तो श्वान नहीं थकेगा।

इसके अलावा लंबी गश्त के दौरान गर्मी की थकावट से निपटने

के लिए कई सामरिक युक्तियां हैं। स्लिम हार्नेस का उपयोग करने का प्रयास करें, जो श्वान के शरीर को बहुत अधिक नहीं ढकता हो। हाथ से स्प्रे करने वाली बोतल साथ रखें, और श्वान की लटकती जीभ को जल्दी ठंडा करने के लिए जीभ पर स्प्रे करें। सतह को ठंडा रखने के लिए गीले कपड़े, बॉडी वाइप का उपयोग करें। बार-बार पानी पीने की पेशकश करें और श्वान के शरीर में पानी की कमी न होने दें। श्वान के शरीर में पानी की कमी होने के किसी भी संकेत के मिलने पर तुरंत संज्ञान लें। यदि क्षेत्र की स्थितियों में उस स्थिति पर नियंत्रण नहीं किया जा सकता है, तो अपने श्वान को तत्काल वापस बेस में ले जाने के लिए चिकित्सा-पशु निकासी के लिए कहें, जहां विशेषज्ञ पशु चिकित्सा सहायता आसानी से उपलब्ध हो।

मेरी राय में, लगभग सभी दलों के पास लॉजिस्टिक सपोर्ट आदि ले जाने के लिए एक प्रशासनिक वाहन होता है। एक बार जब श्वान ने सड़क को एक तरफ से साफ कर दिया हो, तो पेट्रोल पार्टी के पास एडमिन वाहन मौजूद होने पर श्वान को वापसी में एक लिफ्ट दी जा सकती है। इसका कारण यह है कि श्वान ने जिस सड़क को पहले clear की है उसे हमारे सैनिकों द्वारा सुरक्षा में लिया जा चुका है, इसलिए पुनः clear (सेनिटाइजेशन) की आवश्यकता नहीं हो सकती है। यह clear करने की टीम कमांडर के मूल्यांकन पर निर्भर करता है और विभिन्न परिस्थितियों के लिए अलग-अलग होगा।

सरल बनें। तैयार रहें। श्वान के कुशल कार्य निष्पादन के लिए परिस्थितियों को अनुकूल बनाएं।

प्रश्न 4. मिरर प्रशिक्षण के दौरान जब अन्य श्वान को बैठाया जाता है तो श्वान कार्य कर रहा है उसके कार्य प्रणाली का अन्य श्वानों पर क्या प्रभाव पड़ता है

(बल क्रमांक 093190031 आरक्षक/जीडी गौतम, के.ओ.सुब
श्वान प्रशिक्षण स्कूल राँची)

उत्तर - श्वानों में मिरर प्रशिक्षण विधि हंगेरियन क्लिकर श्वान प्रशिक्षण (Hungarian clicker dog Training) के नाम से भी जानी जाती है यह प्रशिक्षण तकनीक बुदापेस्ट, हंगरी के नेप्सजिगेट के प्रचार समूह से शुरू हुई है। नेप्सजिगेट का यह प्रचार समूह श्वान प्रशिक्षण स्कूल के 12 व्यक्तियों के

समूह द्वारा वर्ष 2007 से शुरू किया गया। इस समूह द्वारा निर्णय लिया गया कि श्वानों के प्रशिक्षण के लिये एक अच्छा मार्ग अपनाये जाने की जरूरत है एवं इसे मिरर प्रशिक्षण विधि के रूप में शुरू किया गया।

श्वान प्रशिक्षण में मिरर प्रशिक्षण विधि क्या है?

मिरर प्रशिक्षण कविकिंग डिवाइस की मदद से positive reinforcement करने का तरीका है। यह तरीका मिरर प्रशिक्षण विधि इसलिये कहलाती है क्योंकि इस विधि से प्रशिक्षक श्वान को अपनी क्रियाओं को नकल करने के लिए प्रोत्साहित करता है। श्वान स्वाभाविक रूप से अपने लीडर को खुश रखना चाहता है, ऐसा करना उनके लिये अपने मालिक की भावनाओं और व्यवहार जानने के लिये सामान्य बर्ताव है। उदाहरण के लिये, यदि श्वान का मालिक जमीन पर बैठता है तो श्वान भी सामान्यतः इसी प्रकार नीचे बैठेगा, क्योंकि उसमें अपने मालिक को देखकर अनुकरण करने की साधारण आदत है। साधारण शब्दों में कहा जाए तो श्वान ठीक अपने मालिक की तरह करना चाहता है।

यह सिद्ध तथ्य है कि परिपक्व होने पर प्रशिक्षण का श्वान के व्यक्तित्व पर सीधा प्रभाव पड़ता है। श्वान प्रशिक्षण तकनीक के अक्रामकता, बल, नकारात्मकता की भागीदारी श्वान को अक्रामक प्रवृत्ति का बनाती है। मिरर प्रशिक्षण विधि में नकारात्मकता को प्रशिक्षण में पूर्ण रूप से दूर रखा जाता है तथा इसमें उसी तकनीक को अपनाया जाता है जो कि श्वान में वास्तविक व सकारात्मक आचरण को बढ़ावा देता है। मिरर प्रशिक्षण विधि के 03 निम्न भाग:-

- श्वान में संबंध की भावना तैयार करना तथा रैंकिंग क्रम स्थापित करना।
- श्वान को हमेशा सकारात्मक सुदृढिकरण सिखाना एवं क्लिकर के साथ बल या नकारात्मकता का कतई भी प्रयोग न करना।
- श्वान की उपयुक्त जीवन शैली के अनुसार उनकी जरूरतों को उपलब्ध कराते हुये उन्हें कार्य करने हेतु स्वाभाविक उर्जा प्रदान करना।

मिरर प्रशिक्षण विधि तकनीक के प्रभाव को अधिक बढ़ाना -

जब हम मिरर प्रशिक्षण विधि को वास्तविक अच्छे तरीके से कराते हैं तो इसके परिणाम भी प्रभावशाली होते हैं। फिर भी साधारणतः क्लिक करना और सिखाना एक श्वान को आपकी नकल करना यह सब तकनीक में शामिल है। प्रशिक्षण में सफलता के लिये श्वान को मालिक के जीवन की सभी संभावनाओं में शामिल किया जाए। इसका मतलब श्वान को डेली वाक से बहुत कुछ ज्यादा करने की जरूरत पर बल देना है। अन्य श्वानों के साथ समाजीकरण प्रशिक्षण का महत्वपूर्ण भाग है क्योंकि श्वान एक पैक जानवर है तथा अन्य श्वानों को समझने हेतु सक्षम है।

इसका तात्पर्य यह बिल्कुल नहीं निकलता है कि एक श्वान दूसरे श्वान को नकल के तरीके से सिखा सकता है। जबकि इस विधि द्वारा Obedience, agility, fetch या retrieving की क्रियायें आसानी से सिखाई जा सकती हैं लेकिन police श्वानों के लिए आवश्यक विशेष प्रशिक्षण मात्र इस विधि द्वारा संभव नहीं है। खोजी, ट्रेकिंग एवं पेट्रोल कार्य में पारंगत करने के लिए पुलिस श्वानों के वांछित व्यवहार को बनाने व प्रगतिशील तरीके से प्रभाव डालने के लिए operant conditioning के चार सिद्धांत अत्यंत आवश्यक हैं जिनके बिना श्वानों का उच्च स्तर पाना मुश्किल है।

प्रश्न 5. एक प्रशिक्षित विस्फोटक खोजी श्वान जमीन के अन्दर कितनी गहराई तक विस्फोटक की तलाशी कर सकता है। क्या विस्फोटक की मात्रा भी विस्फोटक की खोज में प्रभाव डाल सकती है।

(बल क्रमांक 034380169 आरक्षक/जीडी संजय कुमार सोरेन, केजीसुब श्वान प्रशिक्षण स्कूल रांची)

उत्तर - एक प्रशिक्षित विस्फोटक खोजी श्वान जमीन के अन्दर कितनी गहराई तक विस्फोटक की तलाशी कर सकता है यह इस बात पर निर्भर करता है कि उस श्वान को विस्फोटक की गंध कितनी प्राप्त हो रही है। इसलिये इस सवाल का एक बड़ा ही साधारण उत्तर नहीं हो सकता कि कितनी गहराई तक हर तरह के हालात में श्वान जमीन में दबे हुए विस्फोटक (buried explosive) को ढूँढ पायेगा। इसमें कई तरह के

फैक्टर हैं जिन पर यह निर्भर करता है जैसे कि, किस तरह की मिट्टी है, कितने पुराने समय से एक्सप्लोसिव इस में लगाया गया है, कौन सा एक्सप्लोसिव इस्तेमाल किया गया है, किस तरह के बैरियर (barrier) या मास्किंग एजेंट्स (masking agents) का उपयोग किया गया है, किस तरह के डिस्ट्रैक्टिंग एजेंट्स (distracting agents) लगाये गये हैं, कितनी सीमा (strength) तक इसको सील किया गया है ताकि इसकी गंध बाहर नहीं आये। यह सारे वो फैक्टर हैं जो श्वान को विस्फोटक खोज (detection) करने में या तो मदद करते हैं या फिर उसके लिये यह कार्य मुश्किल बना देते हैं।

इसलिये इसका आसान तरीका जो मैं आपको बता रहा हूँ वह यह है कि अगर श्वान को किसी भी तरह की गंध बाहर महसूस हो रही है जो कि जमीन से धीरे-धीरे लीकेज (leakage) के कारण संभव है तो श्वान उसको पकड़ने में कामयाब होगा। अब हमें अपने श्वान को इस बात के लिये तैयार करना है कि वह इस तरह के मुश्किल हालात में भी विस्फोटक की गंध को पहचानने में कामयाब हो सके। इसके लिये हमें अलग-अलग तरह की मिट्टी, अलग-अलग तरह की जमीन, अलग-अलग समय देते हुये उन विस्फोटक को छुपा के रखना, उसकी packing/sealing करते हुए विस्फोटक को धीरे धीरे मुश्किल बनाते हुये अपने श्वान को मुश्किल हालात में, चैलेंजिंग वातावरण में भी डिटेक्ट करने की आदत डालनी होगी। हम ऐसा करेंगे तो आप देखेंगे कि श्वान 01 फीट से 03 फीट या अधिक गहराई तक अगर एक्सप्लोसिव है और अगर उसकी गंध श्वान को मिल रही है तो श्वान उसे पकड़ने में निश्चित रूप से कामयाब होगा।

प्रश्न 6. प्रशिक्षण हेतु उपयोग में लिये जाने वाले विस्फोटक पदार्थों को रख-रखाव करने के संबंध में क्या मानक दिशा निर्देश हैं। कैसे पता लगाया जाये कि प्रशिक्षण हेतु उपयोग में लाये जा रहे विस्फोटक पदार्थ की गंध में कमी आ रही है, अतः विस्फोटक पदार्थों को कितने – कितने समय में बदली किया जाना चाहिए।

(वल क्रमांक 120510043 आरक्षक/जीडी तुषार पाराशर,
के.ओ.सुब श्वान प्रशिक्षण स्कूल रांची)

उत्तर - यह बेहद महत्वपूर्ण सवाल है और इसके ऊपर बहुत

ज्यादा ध्यान देने की जरूरत है। आज की दृष्टि में इस पर बहुत ज्यादा ध्यान नहीं दिया गया है लेकिन इसको समझने के लिये हमें कई पहलुओं को जानने की आवश्यकता है। श्वान ट्रेनिंग के विषय में कोई इस तरह का स्टैंडर्ड अभी तक उपलब्ध नहीं है जो कि यह निर्धारित करे कि किस एक्सप्लोसिव की कितनी शेल्फ लाईफ (shelf life) है और यह कर पाना इस बात के लिये भी मुश्किल है क्योंकि यह काफी इस बात पर निर्भर करता है कि उस एक्सप्लोसिव ट्रेनिंग ऐड (explosive training aid) को कितना खुले वातावरण में expose किया गया है। प्रत्येक एक्सप्लोसिव का एक अलग वेपर प्रेशर (vapour pressure) होता है। उस वेपर प्रेशर के अनुसार ही उसकी गंध वह हवा में धीरे – धीरे वाष्पित होती है या उड़ती रहती है और वही गंध श्वान को डिटेक्ट (detect) करने में मददगार साबित होती है। कुछ एक्सप्लोसिव ऐसे होते हैं जिनका वेपर प्रेशर बहुत ज्यादा होता है और वह जैसे ही वातावरण के संपर्क में आते हैं वो पूरी गंध हवा में उड़ जाती है। इसका एक बहुत अच्छा उदाहरण है अमोनियम नाइट्रेट। अमोनियम नाइट्रेट सालिड फेज में आता है लेकिन आर्द्रताग्राही या नमी ग्रहण करने वाले (hygroscopic) होने की वजह से जैसे ही वह वातावरण की नमी के संपर्क में आता है वह गीला हो जाता है और उसके बाद वेपर प्रेशर इतना होता है कि पूरा गंध के रूप में बनकर और धीरे धीरे उड़ कर / वाष्पित होकर पूरा का पूरा अमोनियम नाइट्रेट दृश्यमान अवस्था (visible state) से लुप्त (disappear) हो जाता है। इसी प्रकार विभिन्न एक्सप्लोसिव विस्फोटक पदार्थों का भी वेपर प्रेशर अलग अलग होने की वजह से उन सबकी शेल्फ लाईफ (shelf life) अलग-अलग है। लेकिन यह इस बात पर बेहद निर्भर करती है कि हम उसको कितना वातावरण में इस्तेमाल कर रहे हैं, एक्सपोज (expose) कर रहे हैं या हवा में कितना खुला रखा गया है।

इसलिये कहा जाता है कि अगर शेल्फ लाईफ (shelf life) बढ़ानी है तो उसके लिये एक्सप्लोसिव ट्रेनिंग ऐड को सही तरीके से संग्रह/भंडारण (store) करना बेहद महत्वपूर्ण है। अतः सबसे ज्यादा जरूरी यह है कि हम सभी एक्सप्लोसिव ऐड को सर्व प्रथम अलग-अलग स्टोर करें, अलग-अलग कन्टेनर में स्टोर करें ताकि एक दूसरे की गंध मिश्रित न हो और जब हम उन्हें इस्तेमाल करते हैं तो वह एक शुद्ध एक्सप्लोसिव ऐड के रूप में इस्तेमाल कर सकें। इसके बाद जब हम इसका इस्तेमाल

करते हैं तो एक बैरियर (barrier) का इस्तेमाल करना है। यह बैरियर, एल्यूमिनियम फोईल (aluminum foil) हो सकती है या वह बैरियर कोई और पदार्थ भी हो सकता है जिससे कि जहां हम उस एक्सप्लोसिव ट्रेनिंग एड को छुपा रहे हैं वहां की गंध उसके साथ मिक्स न हो। तीसरी चीज है उस एक्सप्लोसिव ट्रेनिंग एड को हमें हाथ से नहीं छूना है क्योंकि अगर हम हाथ से छूयेंगे तो उसके अन्दर इन्सान की गंध (human odour) आयेगी जिसको श्वान के लिये पकड़ पाना बेहद आसान है और धीरे धीरे श्वान एक्सप्लोसिव पर ध्यान न देकर human odour के ऊपर ध्यान देते हुये उसे ढूँढना शुरू कर देगा। इसलिये यह सुनिश्चित करना आवश्यक है कि हमारे explosive training aids इस तरह से प्रदूषित न हों। इसके अलावा जब हम इनका इस्तेमाल कर लेते हैं, तो एक्सप्लोसिव ट्रेनिंग एड को उसके बाद अच्छी तरह सील करते हुये (ताकि उसकी गंध बाहर न निकले) सुरक्षित स्टोर करना है। ऐसा करने से explosive training aids की शेल्फ लाईफ बढ़ेगी। इसलिये इन सब बातों का ध्यान रखते हुये ही हमें विस्फोटक पदार्थों को बदलने के बारे में निर्धारित करना है। इस प्रकार अलग-अलग ट्रेनिंग एड को अलग अलग समय से हमें बदलने की जरूरत है क्योंकि एक समय ऐसा आता है जब उनमें विस्फोटक गंध (explosive odour) की मात्रा उतनी नहीं होती जितनी कि श्वान प्रशिक्षण के लिए आवश्यक है और इसलिये उनका डिस्पोजल बेहद जरूरी है और हमें नये (fresh) एक्सप्लोसिव ट्रेनिंग एड लेकर प्रशिक्षण को जारी रखने की जरूरत पड़ती है।

प्रश्न 8. खोजी श्वान प्रशिक्षण में आज के समय में कच्चा क्षेत्र सीमित है। पक्के क्षेत्र में श्वान के कार्य करने के कारण, श्वान द्वारा खोजी कार्य में सफल होने की संभावनाएं कम होती जा रही हैं। श्वान को पक्के क्षेत्र में कार्य करने तथा सफलता प्राप्त करने के लिए क्या उपाय किये जा सकते हैं।

(बल क्रमांक 124521876 प्रधान आरक्षक/जीडी रूपलाल,
केजीसुब श्वान प्रशिक्षण स्कूल रांची)

उत्तर - यह बात सही है कि आजकल अधिकतर श्वानों का प्रशिक्षण कच्चे क्षेत्र में किया जाता है लेकिन ज्यादा बड़ा चैलेंज

तब आता है जब किसी श्वान को पक्के क्षेत्र (hard surface) या शहरी क्षेत्र (urban area) के अन्दर तैनात (deploy) किया जाता है तब श्वान के लिये यह मुश्किल कार्य होता है। इसका असर ट्रैकर श्वान या पेट्रोल श्वान ट्रेनिंग के अन्दर ज्यादा देखा जा सकता है क्योंकि जब कच्चे क्षेत्र में हम श्वान को लगाते हैं तो वह जमीन पर एक तरह का ट्रेक पैदा करता है जो कि जमीन में बदलाव पैदा होने के कारण होता है। और यह जमीन में बदलाव श्वान को बहुत मदद करता है एवं श्वान उस बदलाव को पकड़ते हुए ट्रैक लाईन को follow करता है। असली मुश्किल तब आती है जब हम पक्के स्थान (hard surface) के ऊपर अपने श्वान को लगाते हैं और वहां ट्रैक (जमीन) के अन्दर कोई बदलाव नहीं होता और श्वान को मदद बहुत ही लिमिटेड मिलती है। इन परिस्थितियों में श्वान के लिये बड़ा चैलेंज होता है कि किस तरह वह अपने ट्रैक को सफलतापूर्वक पकड़े। हार्ड सरफेस के ऊपर जब ट्रैक नहीं बन पाता तो उसे ट्रैक नहीं बोला जाता है, उसको ट्रेल (trail) बोला जाता है। इसके लिये या तो विशेष रूप से प्रशिक्षित trailing dogs होते हैं या फिर आपको ट्रैकर श्वान के साथ सफलता पानी है तो आपको हार्ड सरफेस ट्रैकिंग अपने श्वान को सिखानी पड़ेगी। इसके लिये सही तरीका यह है कि अपने श्वानों को हार्ड सरफेस पर ज्यादा से ज्यादा लेकर जायें और वहां उसका प्रशिक्षण करें ताकि श्वान को जमीनी बदलाव के ऊपर निर्भर रहने की आदत कम हो और धीरे धीरे वह अपने ट्रैक या ट्रेल को सफलतापूर्वक पकड़ते हुये कामयाब होने की क्षमता विकसित करे। बहुत से श्वान प्रशिक्षक यह recommend करते हैं कि आप अपनी शुरुआत ही मुश्किल से मुश्किल तरीके से करें। इसके लिये ट्रैकर श्वान या पेट्रोल श्वान के बारे में उनका मानना यह है कि हम शुरुआत ही हार्ड सरफेस से करें और फिर उसको धीरे धीरे कच्ची जमीन पर लेकर जायें क्योंकि अगर शुरुआत में वह मुश्किल ट्रेनिंग में सफलता प्राप्त करेगा तो कच्चे क्षेत्रों, आसान जगहों पर उसको सफलता पाने में किसी भी तरह की मुश्किल का सामना नहीं करना पड़ेगा।

SAAZ

The Super Sniffer K9 of Assam Rifles

Maj Prashant Chaudhary

Assam Rifles Dog Breeding and Training Centre, Jorhat (Assam)

Col K Lakshmi Narayanan

HQ DG Assam Rifles, Shilong (Meghalaya)

On 29th Dec 2018, this super sniffer pup was born which was later named Saaz, who came out to be very active and smart sniffer. At the age of six (6) months, Saaz was put in to basic obedience training for a period of twelve (12) weeks. After successful completion of basic obedience training, Saaz was subjected to specialized training under Narcotic Detection trade for a period of thirty-six (36) weeks which started during Sep 2019.

Unfortunately, during this period, Saaz started suffering from atopic dermatitis during the severe monsoon season of Assam which lasted for two months. Due to the skin infection its training had to be stopped in the middle in order to commence the treatment. The treatment protocol included a course of antibiotic (cephalexin @ 20 mg per body weight OD for 2 weeks), anti-fungal (fluconazole @ 5mg per kg body weight OD for 5 occasions at seven days interval), Ketoconazole shampoo bath twice a week, anti-histaminic SOS, miconazole lotion topical application twice daily, nutricoat advance syrup 5ml orally BD.

By following the above mentioned treatment protocol, the canine started recovering very rapidly. By



Before Treatment



After Treatment

the end of May 2020, Saaz again resumed its regular training which ended during Dec 2020 and the dog passed 'Narcotic Detection' trade with flying colours. Now he was ready to serve the nation as K9 soldiers at different posts.

On 05 January 2020, Saaz (ARL-507) was deployed at 25 Assam Rifles, in Manipur. Since the day Saaz had been deployed in the field, he has been doing his regular duties very sincerely following his master's command.

His handler is very much concerned about its fitness, so he used to do his physical training properly along with Saaz.

Operational Achievement on 14 Mar 2021: Proving the Mettle

On 14 March 2021, the day finally came for the K9 soldier to prove his efficiency and responsibility toward the nation. Based on specific input from unit source regarding the presence of a Cadre of ZDV (Dino) SoO Group in general area, of Hengkot, a special operation was launched by an Operational column of 25 Assam Rifles including AR Dog No. ARL-507 Saaz (ND) which led to the apprehension of one Cadre of ZDV (Dino), a SoO group bearing Army No. 47 Rank-



SSP Mr Chonminlal, Age 38 yrs of Village Songjang of Senapati District along with following recoveries:-

- 01 kg Opium worth approx Rs.60,000/- (Rupees sixty thousand only).
- 08 x 9 mm live rounds.
- 01 x Pt 22 mm live rounds.
- 03 x 22 mm bore rounds.
- Cash Indian currency Rs.3,72,500/- (Rupees three lakh seventy two thousand five hundred).

Operational Achievement on 15 Mar 2021: Extraordinary Abilities

Again on 15 Mar 2021, based on specific input received from unit source about the presence of drug peddler in general area Mata Mualtan, a special Operation was launched by an Operation column of 25 Assam Rifles including ARL-507 Saaz (ND) which led to the apprehension of one drug peddler named Mr Thangliankhup, age 36 yrs of Village SIM Veng, Dist-Churachandpur alongwith recovery of 1.40 kgs of Heroin worth Rs.4,56,00,000 (Rupees four crore and fifty six lakhs) and one Nokia Mobile phone.



Other Achievements of Assam Rifles Dogs in Last one Year



On 10 Jun 2020, ARL-368 Larry (ND) of 20 Assam Rifles was employed at Permanent Vehicle Check Post, Khudengthabi along with its handler. During a routine check of the vehicles a suspected vehicle was stopped for checking. The Dog carried out a thorough scanning of the vehicle and detected the presence of contraband drugs inside the vehicle and pointed out the same to his handler. A detailed physical search of the vehicle resulted in recovery of 3.368 Kilograms of Suspected Brown Sugar worth Rupees 6,73,60,000/- (Rupees six crore seventy three lakhs and sixty thousand only).

On 26 Aug 2020, ARL-366 Lance (ND) of 20 Assam Rifles was employed at Mobile Vehicle Check Post, at Tengnoupal alongwith his dog handler. On 26 Aug 2020, during a routine check of the vehicles, a suspected Echo Van (Grey in Colour) Bearing Regd No AS-01BB-7724 travelling towards Imphal was stopped for checking. Lance (ND), carried out a thorough scanning of the vehicle and detected the presence of narcotics item hidden inside the bonnet of the vehicle and pointed out the same to his handler. A detailed physical search of the vehicle resulted in recovery of 140 Grams of Suspected Brown Sugar in 11 Soap Cases that approx cost approx cost Rs. 28,00,000/- (Rupees twenty eight lakhs only) as per international market value.

On 21 Dec 20, ARL-251 Saniya (ED) of 15 Assam Rifles was employed along with dog handler. At around 0930h, a suspected IED was found placed in general area of Kongba Bazar, Area of 15 AR. ARL-251 Saniya (ED) indicated positive sign of likely presence of explosive material. Police BD team was requisitioned to ascertain the details of suspected IED. The Police BD team carried out detailed drills and confirmed it as an IED, which was later dismantled. Thus alertness of K9 Saniya averted a major IED Blast incident and saved precious human lives.

Successful Operations by SSB PSKs

Narcotics Detection Dog Kaffy

During routine patrolling duty and input of own source the Narcotics Detection Dog Kaffy (417/Lab/F/ND) helped in seizure of 75 gm heroine on 23 Sep 2020 at 2155 hrs at border pillar no-666 in the AOR BOP Balaogaon of 59th Bn SSB, Nanpara.



In another operation, the PSK team comprising of Narcotics Detection Dog Kaffy (417/Lab/ND/F) and Dog Handler No-13041072 CT/GD Jagat Singh of 59th Bn SSB, Nanpara helped in seizure of 930 Gm Charas in the AOR of Coy Balagaon on 31 Jan 2021 at 2155 Hrs at Border Pillar No-665/10. These seizures couldn't have been possible without the dedicated efforts of the Dog Handler No-13041072 CT/GD Jagat Singh.

Narcotics Detection Dog Jigger

During joint naka with UP police the Narcotics Detection Dog Jigger (373/GSD/M/ND) alongwith Assistant Dog Handler No. 110665417 CT/GD Amarnath K, helped in seizure of 60 gm heroine on 23 Jan 2021 at 2205 hrs at border pillar no-654 in the AOR of Company Shivpura of 42nd Bn SSB, Bahraich.



Tracker Dog Lamar

During routine patrolling duty the Tracker Dog Lamar (504/BSD/M/TKR) alongwith Dog Hander No. 060021813 HC/GD Amit Kumar Rai helped in seizure of 05 numbers of buffalo calves on 29 Jan 2021 at 0815 hrs at border pillar no-654 in the AOR coy Shivpura of 42nd Bn SSB, Bahraich.

Narcotics Detection Dog Kenya

Narcotics Detection Dog Kenya (416/Lab/F/ND) alongwith Dog Handler CT/GD Sukhpal Singh during luggage search at Suiya checkpoint along the Indo-Nepal border in the AOR of company Suiya of 62nd Bn SSB Bhinga on 22 jan 2021.



Tracker Dog Kayo

Tracker Dog Kayo (438/BSD/M/TKR) talongwith Dog Handler CT/GD V Arvind Kumar during joint patrolling duty with APF at border pillar No. 632 in the AOR of Coy Suiya of 62nd Bn SSB Bhinga on 18 Feb 2021.

हिमाचल प्रदेश पुलिस श्वान दल में पुलिस श्वानों के सफल ऑपरेशन्स

- हिमाचल प्रदेश पुलिस श्वान दल में तैनात Narcotics श्वान Max ने Case FIR No 34/18 दिनांक 22-01-18 को जिला कुल्लू में एक किलो 130 ग्राम चरस बरामद करने में सफलता पाई है।
- जिला हमीरपुर में ही तैनात Narcotics श्वान जैक (Jack) ने दिनांक 11-09-2019 को पुलिस थाना नालागढ़ के अंतर्गत 5 किलो 211 ग्राम भुक्की बरामद की।
- जिला हमीरपुर में ही तैनात श्वान सिंघम (Singham) ने गुमशुदा व्यक्ति के मृतक शरीर को ढूंढने में थाना पुलिस के तहत सफलता प्राप्त की है।


छत्तीसगढ़ राज्य पुलिस के ट्रेकर श्वान बाघा की मदद से हत्या मामला सुलझा

जिला - कोरबा छत्तीसगढ़ में 13वीं वाहिनी छसबल बांगो कोरबा के पुलिस डॉग बाघा (ट्रेकर) एवं डॉग हैंडलर आर 465 सुनील गुप्ता द्वारा वर्तमान समय तक लगभग 30 केस में सफलता प्राप्त की हैं। जिस पर पुलिस अधीक्षक कोरबा द्वारा समय समय पर सम्मानित किया गया है।

थाना उरगा (जिला कोरबा) छत्तीसगढ़ हत्या मामला:- अपराध क्रमांक 325/29 धारा 302 भा.द.वि. घटना दिनांक 10/12/2019 ग्राम अखरापाली, थाना उरगा, जिसके लिए मुझे रात्रि लगभग 1030 बजे फोन कर बताया गया कि पुलिस अधीक्षक के आदेशानुसार सुबह शीघ्र अखरापाली पहुंचना है, ट्रेकर श्वान अपने सूंघने की शक्ति से काम करता है तथा रात्रि में देख भी सकता है। ट्रेकर श्वान अपने परिचारको से लगभग 10 से 15 फीट आगे दौड़ता है। गंध मिलने की स्थिति में श्वान की रफ्तार तेज हो जाती है जिससे श्वान का गड्डे में गिरने या किसी अन्य चीजों से टकराकर घायल होने का अंदेशा रहता है, इसलिए मुझे सुबह बुलाया गया। मैं सुबह होते ही अपने बेल्जियम मेलिनोइस नस्ल के 'श्वान बाघा' के साथ ज्यूटी के लिए घटना स्थल पर रवाना हुआ, मैंने श्वान को



सहायक के साथ वाहन में छोड़कर स्वयं घटनास्थल पर पहुंचकर देखा कि महिला का शव अर्धनग्न हालत में, मुंह पत्थर से कुचल दिया गया था, घटना स्थल का बारीकी से निरीक्षण करने पर शव से कुछ दूरी पर 02 चप्पल पड़ी मिली, उन चप्पलों के बारे में परिजनों से पूछने पर उनका नहीं होना बताया गया, चप्पल जिस तरह से पड़ी मिली मुझे संदेह हुआ कि यह चप्पल अपराधी का हो सकता है, जिससे अपराधी तक आसानी से पहुंचा जा सकता है। जिसके बाद मेरे द्वारा अविलम्ब बाघा को प्रशिक्षणानुसार चप्पल की गंध (स्मेल) कराने के बाद बाघा को रिले किया, बाघा मुझे उसी दिशा में ले गया जिस दिशा में महिला को घसीटने के निशान थे, बाघा खेत से दौड़ते हुये पैरावट के पास पुनः गंध (स्मेल) लेकर तेजी से गांव के पीछे की गली में पहुंच गया, उपस्थित अधिकारी और उपस्थित जनता मेरे पीछे-पीछे दौड़ रहे थे, बाघा अचानक दाहिनी ओर एक घर की तरफ आंगन में गया, आंगन में बाघा इधर-उधर बेचैन होकर सूंघने लगा एवं इस तरह की हरकत करने लगा कि मानो अपराधी वहीं कहीं आसपास हो, आंगन में घूमते हुए बाघा कमरे के अंदर दाखिल हो गया जहाँ आरोपी मौजूद था, श्वान बाघा ने आरोपी का हाथ पकड़ लिया, जिस पर आरोपी इधर उधर करने लगा और हाथ छुड़ाकर भागने लगा, बाघा द्वारा तेजी से किये कार्य के जरिये आरोपी वहां से भागने में असफल रहा। मौके पर उपस्थित उच्च अधिकारियों ने आरोपी को कब्जे में ले लिया, पूछताछ करने पर आरोपी द्वारा कबुल किया गया कि मृतका के साथ आरोपी का अवैध संबंध था तथा उसने ही हत्या की है। इस प्रकार चंद घंटों में हत्या की गुल्मी ट्रेकर पुलिस श्वान बाघा के द्वारा आसानी से सुलझ गयी, पुलिस अधीक्षक, जिला कोरबा द्वारा बाघा की बहुत सराहना करते हुए मुझे तथा श्वान बाघा को नकद इनाम एवं प्रशस्ति पत्र से पुरस्कृत किया गया।



Operational Achievements of PSKs : Period July 2020 to Dec 2020

BSF			
Details of PSK Team		Location of Deployment	Brief Operational Achievements
PSK	PSK Handler		
Dog Spark (Lab.M) No. 015/014654 Tracker Age- 06 yrs, 06 months	No.10256365 Ct/DH Bijender Kumar	Budhwar and Bulechak 42 nd Bn (Ftr HQ Jammu)	Dog- Spark (Lab/M), trade- Traker of 42 Bn BSF alongwith his dog handler No. 10256365 Ct Bijender Kumar of 42 nd Bn BSF helped giving direction clue of fleeing of culprit to BSF, Police and NCB team, which led to a catche of 62 kg Heroin and 02 Nos Pistol alongwith 03 Magazine and 100 Rounds
Dog Sultan, Male Age 03 years	Ct Sandeep Kumar	Rajnagar, 130 Bn Ftr HQ Tripura	On 01.07.2020 Tab Yaba 2180 Nos Cost -Rs 10,90,000/-, phensidyl 84 bottles Cost Rs 13,714/-, Ganja 4 kg Cost Rs 20,000/-, Beer -04 Nos Cost RS 480/- On 11.07.2020 Phensedyl 50 bottles Cost Rs 7,713/-
Dog Coco, 2014/039451, Age 05 yrs & 09 Months	920027646 HC Prem Chand Pal	New Nadia, (Ftr HQ Tripura)	On 07.07.2020-Ganja- 08 Kg Cost Rs 40,000/- Phensedyl- 317 Bottles Cost Rs 48,903/-.
Dog Pui (Lab/ Female) / 0092/17 Tracker, Age - 04 year 08 months	040090018 Ct/DH Sree Kumar	AOR of 181 Bn BSF	On 29 Aug 2020 No 040090018 Ct/DH Sree Kumar has observed suspected foot print coming from Pak side during ZLP, Pue dog (Tracker) followed the footprint and finally reached to the point contraband items (Apprx-14.750 kg Heroin) recovered.
Dog Gypsy (Belgian Mallinois) Age - 01 Yrs	No. 123201155 Ct Sombir Singh	Govind Palli of 151 Bn BSF	On 29.09.2020, suspected IED was confirmed with help of dog Gypsy and F-3 mine detector during RSO duty.
Dog Riya 2017/00099 04 Yrs & 05 Months	No. 00008118 Ct Dharmendra Singh	Ashbari 74 Bn	On 17/11/2020 King Cobra fire crackers 4 Cartons, Cost Rs. 60,000/-
Dog- Anu, 06 Yrs & 06 Months	No.00008119 Ct Birbal Singh	Ashawari 74 Bn	On 18.11.2020, dry Ganja 08 Kg Cost Rs 40,000/-
Dog Coco, 2014/039451, 05 Yrs & 09 Months	No.920027646 HC Prem Chand Pal	New Nadia 130 Bn	On 27.11.2020 dry Ganja 10 Kg Rs 50,000/- Tab Yaba 7000 Nos, Cost Rs 3,50,000/-
Dog Sultan, Male 03 Years	Ct Sandeep Kumar	Rajnagar, 130 Bn	On 28.12.2020 Phensedyl 215 bottles Cost Rs. 38,180/-

CRPF			
Arrow (BSM)	055054369 Ct/ GD Hanumesh.H	19 Bn (Sundergarh, Rourkela Odisha)	On 11 Oct 2020, one IED approximately 12-15 Kg.
Prik (BSM)	060810335 Ct/ GD Hari Narayna Singh	174 Bn (Chaibasa, West Singbhum, JKD)	On 12 Oct 20 at about 0800 hrs. At near village Kerabir [GR 22°40'1.80"N, 85°26'40.30"E] u/ps Sonua, Distt- West Singhbhum (JKD). Recovered 300 mtr Cordex wire.
Zoom (BSM)	125186457 Ct/ GD Kamleshwari Sharma	231 Bn (Geedam, Dentewada, Chhattisgarh)	On 20 Oct 20 during the search duty recovered 01 wooden piece in which 79 No's Iron Spikes were connected.
Vencel (BSM)	110729363 Ct/ GD Amit Kumar Rai	231 Bn (Geedam, Dantewada Chhattisgarh)	On 18 Oct 2020, during the search duty recovered live IED approx 6 Kgs with having pressure mechanism which were laid by naxals intentionally to harm losses of SFs.
Velencia (BSM)	135081488 Ct/ GD Yogesh Kumar	231 Bn (Geedam Dantewada, Chhattisgarh)	On 20 Oct 2020 during A/D duty recovered 01 wooden piece in which 10 no's Iron Spikes were connected.
Zoom (BSM)	125186457 Ct/ GD Kamleshwari Sharma	231 Bn (Geedam, Dentewada, Chhattisgarh)	On 28 Oct 2020 during RCSO duty recovered 16 wooden pieces in which 113 no's Iron Spikes were connected.
Verna (BSM)	145047336 Ct/ GD Deepak Kumar	231 Bn (Geedam, Dentewada, Chhattisgarh)	On 29 Oct 2020 during RCSO duty, recovered 09 Iron spikes without wooden laid in a spike whole and another 09 no's Iron Spikes connected in a wooden piece as such total 18 no's Iron spikes have been recovered.
Zoom (BSM)	125186457 Ct/ GD Kamleshwari Sharma	231 Bn (Geedam, Dentewada, Chhattisgarh)	On 30 Oct 20, during RCSO duty, recovered 24 no's Iron Spikes (which were connected in 02 nos wooden pieces).
Verna (BSM)	145047336 Ct/ GD Deepak Kumar	231 Bn (Geedam, Dentewada, Chhattisgarh)	On 30 Oct 2020, during RCSO duty, recovered 12 nos Iron Spikes (which were connected in 01 no's wooden piece).

Sofy (BSM)	135102511 Ct/ GD Sujan Tikader	216 Bn (Naupada Odisha)	<p>On 20 Oct 2020 at 0400 hrs. Int based jungle camp search/SADO and NAKA Operation on 21 Nov, 20 at 0400 hrs at forest of village Bhainsamudi area U/ PS: Boden, Distt : Nuapada (Odisha). During Search the following Arms explosive stores items has been recovered:-</p> <ul style="list-style-type: none"> • Cordex wire - 250 mtr • Electric detonators- 33 Nos. • Pistol - 01 No. • Rifles -05 Nos. • Spare Rifles Barrel - 03 Nos. <p>Other Items:-</p> <ul style="list-style-type: none"> • Plastic Drum-01, Aluminum Patila- 01, Container (Medium)-02, Steel Container (Medium)-02, Steel Container (Small)-11, • District Puri Odisha Political Map- 01, Cuttack District Political Map- 01, Andhra Pradesh Political Map- 01, Bhibneshwar Political Map- 01, • Naxal Booklets & Novels- 26, CD/DVD- 17, • Belt buckles- 165, • Pent Black -01, • Red cloth- 01 Piece. <p>Cooking Items:-</p> <p>Haladi Powder- 01Kg, Salt- 03 Kg and Rice- 20 Kgs</p> <p>Electronic Items :-</p> <ul style="list-style-type: none"> • Honda Generator Set EBK 1000- 01 No. • Electric Wires - 450 Mtrs • 12 Volt Battery- 01 No's • Computer Lead- 01 No's • Printer Cartridge small- 01 No's • Battery Connector- 01 No's • Electric volt Meter- 01 No's
Zomy (BSM)	115317336 Ct/ GD Roupom Puley	21 Bn (Dalgate, Srinagar, J&K)	On 28 Nov 20, 50 nos Gelatin sticks, 54 no's electric detonators and 05 KGs Urea from his possession.
Ziddi (BSM)	135148308 Ct/ GD O. Ravi Shankar	212 Bn (Kistram, Sukma, Chhatisgarh)	<p>On 20 Dec 20, at about 11 hrs near Kasaram Nallah.</p> <p>Details of Detected IEDs :-</p> <ol style="list-style-type: none"> 1. Remnants of Steel Container -02 (APPROX-05 KGs & 03 KGs) 2. Metal Pieces used as splinter. 3. Cordex wire with knots approx-15 Mtr.

ITBP			
Dog Snowy No 2013/0390117 39 Bn	CT/AT (DH) Kailash Singh	Bakkarkatta	Detected 5 kg approx IED at SQ 2262 (GE 223059) 08 Km form Hatthuhola SQ 2204 on 02.09.2020
Dog Sophia No. 2013/03110 38 Bn	CT/AT (DH) Kailash Singh	Bakkarkatta	Detected 7 kg approx IED at SQ 2602 (GR 274124) at 13 Km form Pindaripani Jungle SQ 2408 on 27.09.2020
Assam Rifles			
Dog Lance, ARL-366 (ND) 07 years	G/5012649A Rfn/ GD Wasom Aran	Tengnoupal (Manipur)	ARL-366 Lance (ND) of 20 Assam Rifles was employed at Mobile Vehicle Check Post, Tengnoupal along with his dog handler G/5012649A Rfn/GD Wasom Aran. On 26 Aug 2020, during a routine check of the vehicles, a suspected van was stopped for checking Lance (ND), carried out a thorough scanning of the vehicle and detected the presence of the narcotic items hidden inside the bonnet of the vehicle and pointed out the same to his handler. A detailed physical search of the vehicle resulted in recovery of 140 Grams of Suspected Brown Sugar in 11 soap cases.
Dog Sania, ARL-251 (ED), 11 yrs	No.5006363 Rfn/ GD S Hokip	Manipur	On 21 Dec 20, at around 0930h, a suspected IED was found placed in general area of Kongba Bazar, Manipur. ARL-251 Saniya (ED) indicated positive sign of likely presence of explosive materials. Police BD team was requisitioned to ascertain the details of suspected IED. The Police BD team carried out detailed drills and confirmed it as an IED, which was later dismantled. Thus alertness of K9 Saniya averted a major IED Blast incident and saved precious human lives.
SSB			
Dog Hawk, No, 342 Age 04 Year 04 months and Dog Denzel, No 227 Age 08 Years.	757979 Ct/GD Uday Shankar (DH) No. 9987718 HC/GD A. Bhumen Singh	Lalpool, Assam	On 22.07.20, during the search operation Dog Squad Team of 23rd Bn SSB Lalpool, Assam recovered following Explosive items:- 1) 36 Hand Grenade - 02 Nos 2) Igniter Set - 02 Nos 3) Liver - 02 Nos. 4) Safety Ring- 01 Nos. 5) Ammunition 7.63 Mouser GFL- 40 Rounds.
Dog Leda, Dog No. 516 Age 01 Year 06 Months	120031179 Ct/ GD Rambali Yadav (DH)	Khaprail, West Bengal	On 13.08.20, dog Squad team of 8 th Bn SSB carried out search alongwith local Police Forest officials Assault team of CIF and local residents and at about 1600 hrs party traced the convict and shifted him to Sadar Hospital Darjeeling as the convict was a Covid-19 Positive patient.

Dog Hawk, SSB Dog No. 342 Age 04 Year 04 Months	No. 060366082 HC/GD Habibur Rehman &	Lalpool, Assam	On 27.09.20, during the search operation Dog Squad team of 23rd Bn SSB Laalpool, Assam recovered following Explosive items:- <ul style="list-style-type: none">• 36 Hand Grenade - 01 Nos• Igniter Set - 01 Nos• Magazine M-16 US made 01 (Big)• Magazine M-16 US made - 01 (Small).• 7.63 mm Pistol Ammunition -80 Round.
Dog Duggu, No. 414, Age - 2 Years, 09 Months. No 293 (Flash), Age -8 Year,1 Month, No. 321 (Dicky), Age- 5 Years 6 Months No.460 (Kosmic) Age-2 Year 2 Months and No. 290 (Freddy) Age -7 Year 4 Month)	No. 0688985 HC/ GD Mahesh Kr 070433064 Ct/ GD Javed Bhaty B. 050352586 HC/GD Ravikant Savita 060180396 HC/GD Kumud Kalita No. 130185688 Ct/GD Bikash Sharma	Antagarh Chhattisgarh	On 23.11.2020, during the search operation Dog Squad team of 28th Bn Anantagarh detected 8 IED's.
Dog Jevin, No. 391 03 Year, 02 Months	No. 0748135 Ct/ GD Chiranjilal	BDDS Team of SHQ, SSB, (Spl-Ops), Gaya, Bihar	On 03.12.2020, during the search operation recovered following explosive items :- <ul style="list-style-type: none">• Slurri Explosive-4 Pkts• Sulphur- 100 gm• Battery- 01 No. live.• Detonator - 01 No.• Steel Can- 01 No. (5 litre Capacity)• Sutli - 01 Kg
Dog Kanchi, No. 456 Age - 02 Year, 03 Month & Dog Mank, No. 546, Age 01 Year 8 Months	No. 170812911 Ct/GD K. Ravi Kr No. 131000626 Ct/GD Santosh Kr.	Lalpool Assam	On 02.12.2020, during the search operation dog Squad team of 23rd Bn SSB recovered 8.3 Kg Ganja.

Role of Scent Boxes in Detection Dog Training

Jyoti Prakash Sharma, Assistant Commandant

Dog Breeding & Training School (DB&TS), Central Reserve Police Force (CRPF), Taralu, Bengaluru

Dogs have been known for their immense capability to smell the minutest quantity of scent. This capability has been attributed to the size of olfactory area. The number of olfactory receptors going upto 300 million as compared to about 6 million in humans while the area where odours are processed, the Olfactory lobes, are 40 times that of ours. When speaking about the genetics, dogs have 900 genes coding for odour receptors as compared to 400 in humans.

With this, we can infer the immense olfactory capability of dogs. As it is commonly said that dogs see their world through their nose and this is not far from the reality when we get to know their evolution to have strong sense of smell.

All of us might have seen dogs sniffing here and there, we call it neophilia, that is getting attracted and enthusiastic to what is new or novel. Based on this, the scent work has been the most basic and important training for military/police dogs. But do we want our dogs to keep on sniffing on the unwanted or non-target odours? The answer to this makes us ponder over the necessity of changing this behaviour and make our dogs searching the odour that they are trained for. Since odour-wander or odour-neophilia, is in their nature,

we need tools to divert them to the target odours. This saves time, energy and gives efficiency to the search work. Here comes the utility of "Scent box" as a tool that helps to train a dog to not get distracted from the unwanted distractors.

Bond or Imprinting

A good relationship between a handler and dog is must. This bond is the basis for all future training. Likewise, a bond between an odour (target smell) and dog is of utmost importance in all future scent work training and performance. This bond is called the "Odour Imprinting" technique.

This is done by using a special tool called "scent box". A variation of scent box also called as Dutch box or Scratch box is utilised for the same purpose. A strong odour, original or pseudo, is placed in the scent box which is placed in an open space or room. Using a strong odour makes it easy to build and strengthen the bond between odour and dog. At the same time, it must be ensured that the scent box is kept clean and no peculiar smell emanates from it. While handling the

scent box, wearing of disposable gloves should invariably be ensured to avoid mixing of the odour of object with the dog's saliva or the odour of our body.

Many tools like scent pipes, clicker, pipe bends, scent box and scratch/dutch box that help to confirm/mark and train a dog to not get distracted from the unwanted distractors. Scent box increases discriminative ability and specificity in odour detection. It has proved to be a very impressive and effective tool



Scent Pipe



Scratch/Dutch Box



Scent Box

is created between the odour and dog, it gets reflected in the behavior of dog. The behavior of dog gets changed from reacting to availability of toy/reward only to reacting towards the availability of odour in anticipation of getting of toy/reward.

in the hands of trainers in context of present-day methodology of operant conditioning.

There are different shapes and forms of scent boxes. The names for different shapes may be different like scent pipes or pipe bends but the procedure to use and main base application is similar. The main feature of a scent box is a provision to give reward to the dog and space to dig its mouth.

It will not be wrong if we say that the scent/dutch/scratch box acts as a decoy by shaping the behavior of dog by the visibility of toy/reward available in all the practice boxes but being rewarded only through the box with target odour and that too on reacting to the odour in a favourable way. Once a bond

There definitely are certain preconditions in the use of such tools, otherwise the results will not be encouraging. Strict discipline and adherence to the methodology is the key to successful bond/imprinting of odour and dog.

Important Tips

- Uncontaminated scent box.
- Use of uncontaminated odour carrier (blinds) in other boxes, similar to that used in the box with target odour.
- Timing the clicker with behavior of digging mouth in the box with target odour instead of taking it off.
- Using similar looking scent boxes, scratch boxes/dutch boxes etc.

Conclusion

Scent Box is a tool in the hands of trainers to shape the behavior of dogs that is favourable to the end user. Utilising this tool entails harping on the basic instincts and nature of dogs. A few basic tenets/principles in the use of Scent box can be enumerated as below:

- A strong relationship between dog and handler is a must.
- A strong bond between dog and target odour is created using the scent box which makes way for an effective training.
- Neophilic nature leading to desire for exploration and curiosity of dog is used to make it learn to put its mouth into the scent box proactively.
- Repeated practices and increasing the number of similar looking scent boxes while using blinds.
- Use of uncontaminated boxes and places are stressed upon.



डी.टी.सी. भिलाई मोबाईल एप्लीकेशन एप

छत्तीसगढ़ पुलिस श्वानदल मुख्यालय भिलाई द्वारा श्वानों से संबंधित सभी प्रकार के अद्यतन जानकारी के लिये मोबाईल एप्लीकेशन डी.टी.सी. भिलाई नामक एप जारी किया गया है। इस एप में श्वान दल के बारे में सभी प्रकार की जानकारी देखी जा सकती है।

छत्तीसगढ़ पुलिस श्वानदल मुख्यालय भिलाई द्वारा समय-समय पर श्वान एवं श्वान परिचालकों का रिप्रेशर कोर्स संचालित किया जा रहा है। वर्ष 2020-21 में 44 श्वान एवं प्रचारकों का रिप्रेशर कोर्स तथा 15 सहायक डॉग हैंडलरों का सहायक डॉग हैंडलर कोर्स संचालित किया गया है।

विजय अग्रवाल, भापुसे सेनानी 7वीं बाहिनी छ.ग. बल भिलाई एवं
मुकेश यादव, पुलिस श्वान दल भिलाई (छ.ग.)

An Incredible CRPF K9: Atulya

Vishal Patidar, 2IC

212 Bn Central Reserve Police Force (CRPF)

Mahendra M Hegde, Deputy Commandant

Dog Breeding & Training School (DB&TS), Central Reserve Police Force (CRPF)

Being the nodal agency to fight the Left Wing Extremism (LWE), Central Reserve Police Force (CRPF) has been fighting the Naxals successfully for over last two decades. Despite the initial setbacks, the Force has been capable of putting the ultras in back foot and has reduced their presence and influence significantly. In this endeavour several hundred Police Service K9s (PSKs) of the Force have been instrumental as force multipliers. PSK Atulya is one of those incredible K9s who laid his life in line of duty.

PSK Atulya, born in Dog Breeding and Training School (DBTS), Taralu was trained in multi-tasking skills comprising of Infantry Patrolling, Explosive Detection and Assault. After completion of the training, the K9 was deployed in Palodi, Sukma, operationally the most sensitive area in Chhattisgarh state. Since December 2018, the PSK Team has been part of several operations including Area Domination, Road Opening and Ambush. The K9 Team was always appreciated by the commanders as the K9 and the handlers consistently performed very well in all operations (ops). They move ahead of troops in all ops in adherence to the motto of the DBTS "Marching Ahead".

During an operation on 13 Dec 2020, PSK Drina of a CoBRA Battalion had indicated the presence of two IEDs. After a thorough search for more IEDs,



PSK Team of K9 Atulya and the Handler Ct/Bug Dinesh Kumar

it was found that the troops were targeted by the Naxals with the series of IED blasts and also a possible ambush after exploding these IEDs. However, unfortunately, during subsequent tactical maneuvering to identify and save the troops from the series IEDs, another nearby IED exploded resulting in fatal injuries to Sh Vikash Kumar, Deputy Commandant of 208 CoBRA. The brave officer succumbed to the injuries later in hospital.

After a week of this fateful incident, an operation was launched to sanitize the area where the incident had taken place. In this operation several teams of 208 with support of 212 CoBRA Bn were involved. As there was anticipation of presence of more explosives and probable ambush by the Naxals it was decided to reinforce additional K9 power in the ops. PSK Ziddi, Atulya and Vaxi were taken by the respective teams in support of operation.

The area of operation had many

constraints for the troops. The area was full of dense forest and regarded as the core area of Naxals. The local populace were not yet cooperative or friendly with the Security Forces (SFs). Getting intelligence was near impossible. The area was prone to IEDs and spikes trenches. Above all the incident that took place on 13 Dec 2020 was demoralizing one.

When the troops started to move towards the target area, the PSK Team consisting K9 Atulya and the handler Ct/Bug Dinesh Kumar took the lead. K9 Atulya and the handler had a superb and exemplary bonding with each other since their training days in DBTS. That affection and bonding had resulted in enviable operational performance of the K9 team and that day was also no exception. When the troops were into the target area, K9 Atulya started to show restlessness at a point. She started to sniff repeatedly and indicated about the presence of an IED near a tree which was placed by the Naxals to target the troops who might take cover of the tree when ambushed. Immediately, after seeing the K9 indicating about the presence of the IED, the handler conveyed the matter to the commander. The presence of the IED was subsequently confirmed with the help of Deep Search Metal Detector (DSMD) and through



search of the surrounding area. The troops were immediately alerted for safety.

Anticipating of presence of more IEDs, K9 Atulya was tasked to search further in the vicinity. The presumption was not wrong and neither was K9 Atulya. She

scanned the target area more diligently and eagerly. Very soon one more IED was detected by her and confirmed again by the BDDS Team. The entire area was thoroughly searched by the troops for more such explosives and probable presence of the enemy element. The IEDs were destroyed in-situ. With further search by the troops several articles which were lost on the fateful day of 13 Dec 2020 were also recovered.

After the search was completed the troops started to move back. The area was full of vapour of remnants of destroyed IEDs and hence the area was "contaminated". However, K9 Atulya was still on the job. While the troops were withdrawing from the target area, PSK Atulya suddenly became restless and started sniffing the ground which was enough hint for her handler. After a while Atulya zeroed on and indicated about the presence of another IED which was placed and covered by the Naxals very conscientiously. The third IED

was destroyed by the BDDS and it was a unique hat-trick by K9 Atulya in a single day!!

The day was saved by K9 Atulya and her handler. Many lives saved by the "four legged companion" again. It was proved again by Atulya that how much the K9 power is indispensable for the SFs in their fight against the anti-social and anti-national elements in extremely vulnerable jungle terrain. PSKs once again proved about being the most important 'force multiplier' in such missions.

K9 Atulya has displayed her splendid capability in nose work by detecting and indicating the presence of three IEDs which were buried under the ground in considerable depth. This unparalleled act of the K9 Atulya has saved many precious lives. Recognizing the yeomen service rendered by the K9 Team, K9 Atulya and her handler Ct/ Bug Dinesh Kumar, have been recommended for the award of DG's Disc and the Commendation.

छत्तीसगढ़ राज्य पुलिस की बेलजियम मेलिनोइस ट्रेकर श्वान रुबी

जिला रायगढ़ छत्तीसगढ़ में पुलिस डॉग रुबी द्वारा वर्तमान समय तक लगभग 09 केस में सफलता प्राप्त की हैं। जिस पर माननीय प्रधानमंत्री श्री नरेन्द्र मोदी जी द्वारा सोशियल अकाउंट ट्विटर पर रिट्वीट किया गया।

डॉग हैंडलर आर. 606 विरेन्द्र अनंत द्वारा थाना सारंगढ़ के अपराध क्रमांक 732/2020 धारा 457 360 भदवि के प्रकरण में दिनांक 02/11/2020 की रात्रि को सारंगढ़ राजमहल गिरी विलास पैलेस से 18वीं सदी की बेशकीमती चांदी की 02 ट्रे (04-04 कि.ग्रा.) की कीमती लगभग 617000/- अज्ञात आरोपी ले गये। प्रकरण की विवेचना के दौरान एक आरोपी राहुल साहानी की शिनाख्तगी कराई गई। आरोपी राहुल साहानी को गिरफ्तार कर पूछताछ करने पर अपने सहायोगी अभिषेक शर्मा उर्फ छोडू शर्मा के साथ राजमहल के किचन के अंदर से चोरी करना स्वीकार किया गया। इस प्रकरण में पुलिस रुबि के सहयोग से डॉग हैंडलर की सूझबूझ को बरामद कर दोनो आरोपियों को गिरफ्तार कर न्यायिक रिमांड में भेजा गया।

उपरोक्त पदीय दायित्वो का निर्वहन अत्यंत लगन एवं मेहनत से किये जाने के फलस्वरूप डॉग हैंडलर आर. 606 विरेन्द्र अनंत मय पुलिस श्वान रुबि को रायगढ़ पुलिस अधीक्षक महोदय द्वारा कॉप ऑफ द मंथ (Cop of the Month) 11/2020 रायगढ़ प्रदान किया गया। पुलिस डॉग रुबी द्वारा अभी तक लगभग 15 अंधे कत्ल एवं 50 से अधिक नकबजनी के प्रकरणो को सुलझाने में मदद मिली है।

डॉग हैंडलर आर. 606 विरेन्द्र अनंत, जिला रायगढ़ छत्तीसगढ़ पुलिस



श्वान को समझना ही श्वान प्रशिक्षण है

शुरुआत करना चाहूंगा एक उदाहरण के साथ, जिस प्रकार मानव शरीर में जब तक कोई लक्षण ना प्रतीत हो तब तक रोग का पता नहीं लगाया जा सकता है और यदि समय रहते लक्षण दिखने पर सही उपचार ना शुरू कर दिया जाए तो आगे होने वाले रोगों को नियंत्रित करना कठिन हो जाता है, ठीक उसी प्रकार यदि श्वान प्रशिक्षण के दौरान श्वान की छोटी गलतियों को समझे बिना अनदेखा कर दिया जाए और समय रहते उसमें सुधार नहीं किया जाए तो भविष्य में वांछनीय परिणाम नहीं मिल पाता है।

श्वान प्रशिक्षण के दौरान श्वान-परिचारक को निम्न बिंदुओं पर ध्यान देना चाहिए:-

- **श्वान और श्वान-परिचारक के मध्य तालमेल:-** एक अच्छा श्वान तैयार करने के लिए अच्छे प्रशिक्षण की आवश्यकता होती है और अच्छे प्रशिक्षण के लिए श्वान और श्वान-परिचारक के मध्य तालमेल होना अत्यंत आवश्यक है। यदि किसी कारणवश श्वान अपने परिचारक के प्रति रुचि नहीं दिखा रहा है तो श्वान-परिचारक को उस कारण का पता लगाना चाहिए और समय रहते उसमें सुधार करना चाहिए।
- **श्वान के शारीरिक भाषा को समझना:-** एक परिचारक को यह अहसास होना चाहिए कि उसका श्वान केवल अपनी शारीरिक भाषा के द्वारा ही अपने परिचारक से संपर्क स्थापित कर सकता है। प्रशिक्षण के दौरान यदि श्वान प्रशिक्षण में रुचि नहीं ले रहा है तो श्वान के शारीरिक भाषा में परिवर्तन आ जाएगा, ऐसी परिस्थिति में यदि श्वान-परिचारक अपने श्वान से प्रशिक्षण की उम्मीद रखता है तो भविष्य में उसका परिणाम संतोषजनक नहीं रहेगा।
- **पुरस्कार/प्रतिफल:-** यदि एक श्वान किसी आदेश का अनुपालन करता है तो वह अपने परिचारक से प्रतिफल(Reward) की उम्मीद रखता है। श्वान प्रशिक्षण के दौरान श्वान-परिचारक जब भी कोई नया कार्य सिखाता है तो उसे अपने श्वान को अंत में प्रतिफल देना जरूरी है। जैसे Toy Reward, Treat-bit Reward, Voice Reward आदि।
- **स्थान, समय और पुरस्कार:-** श्वान प्रशिक्षण के दौरान एक श्वान-परिचारक को स्थान, समय और पुरस्कार का ध्यान देना जरूरी है। यदि प्रशिक्षण का स्थान सही नहीं है या प्रशिक्षण का समय श्वान के अनुकूल नहीं है या परिचारक के पास उचित प्रतिफल नहीं है तो ऐसी परिस्थिति में श्वान प्रशिक्षण से वांछनीय परिणाम नहीं प्राप्त किया जा सकता है। अतः श्वान प्रशिक्षण के दौरान श्वान-परिचारक को आवश्यकता के अनुसार स्थान, समय और पुरस्कार के प्रति ध्यान देना जरूरी है।
- **धैर्य:-** एक श्वान-परिचारक को यह जानकारी होना चाहिए कि अलग-अलग श्वान का अलग-अलग स्वभाव होता है। जैसे शर्मिलापन, डरपोक, घमंडी, जिद्दी आदि। ऐसे स्वभाव वाले श्वान को प्रशिक्षण देते समय श्वान-परिचारक को काफी सावधानी रखनी पड़ती है। स्वभाव के अनुसार कोई श्वान एक कार्य को जल्दी सीख लेता है और कोई श्वान सीखने में थोड़ा समय लगाता है।

ऐसी परिस्थिति में श्वान-परिचारक को अपने श्वान के स्वभाव को समझते हुए ध्यान से प्रशिक्षण देना चाहिए।

उपरोक्त बिंदुओं को दर्शाने का उद्देश्य यह है कि श्वान-परिचारक अपने श्वान को कुछ सिखाने के लिए जितना उत्साहित रहता है, एक श्वान भी कुछ नया सीखने के लिए उतना ही उत्साहित रहता है। यदि श्वान-परिचारक अपने श्वान को समझने में कामयाब रहता है तो श्वान प्रशिक्षण भी सफल रहता है।

आरक्षक/ श्वान-परिचारक-संतोष कुमार विसोई

बल क्रमांक - 082301400

समबाय- मुख्यालय, चतुर्थ वाहिनी राष्ट्रीय आपदा मोचन बल (अराकोनम)

Indian Breeds: Can They Be Evolved into PSKs?

Praveen Patil, Assistant Comandant

Dog Breeding & Training School (DB&TS), Central Reserve Police Force (CRPF), Taralu, Bengaluru

Dogs have been instrumental in augmenting the efficiency of the police forces by acting as force multipliers for ensuring safety and security of the people. The excellent capability to sense different kinds of smell has qualified them as a great companion of police in law enforcement. In India use of dogs in policing is very miniscule compared to the world scenario. With the increasing challenges in law enforcement, the importance of the use of dogs in this field gained importance. Now almost all the security agencies including state police forces have made dog squad as the part of policing.



Mudhol Hound



Combai

Foreign breeds like German, Belgian Shephard, Labrador etc have been popular among all the security forces in India owing to their temperament and willingness to work. They have been scientifically bred and developed as PSKs over a period of time. Even though they come with certain limitations like susceptibility to certain diseases and climatic conditions prevalent in India, yet their use in policing is very effective compared to local breeds as of now.

Dog breeds have to meet certain characteristics to qualify as police service K9s like temperament, trainability, obedience and improved sniffing capabilities, making them easy to train and easy to handle at different levels of policing work. If we take the example of breed used in CRPF, i.e. Belgian Shepherd Malinois, the present lines of this breed, being used worldwide, is the result of selective breeding which involved elimination of undesirable traits and accumulation of desirable ones. It took decades to get the current lines of BSMs which are most suited for police work and used across the globe.

In India different local breeds like Combai, Pandikona, Mudhol hound, Rampur hound, Kanni,



Kanni

Rajapalyam, Himalayan mastiff etc are being trained at different dog training centres of various forces. Developing indigenous breeds as PSKs has advantages like resistance to diseases, adaptation to varied climatic condition and reduced cost of purchasing pups.

Nowadays the use of indigenous breeds in policing is gaining prominence among different forces. However, we in CRPF started training Indian breeds i.e., Mudhol Hound and Mongrel in 2018 to assess their suitability in police work. After basic training they were sent for field trials however, the results were not very encouraging. Analysis of the trial reports and feedback from the field has revealed the fact that the performance of local breeds was no match compared to that of BSM. But it doesn't rule out the potential of developing these breeds as PSKs.

Development of local breeds as



Pandikona



Mongrel

PSKs is a time taking process and it takes various stages of selective and objective breeding to pool the desirable characters/traits as well as their modification. Mere training of 4-5 dogs of each breed doesn't show the actual capability of that particular breed. The sample size and the time duration has to be appropriate to assess the suitability of any breed in question.

It takes generations of purpose oriented breeding of dogs to develop which is beyond the scope of security organizations. For this, academia and social groups have to put in a planned and objective

endeavour to make them suitable for the dynamic purpose of police duties.

Keeping all these criteria into consideration we have to systematically and scientifically start accumulating the desired genes through selective breeding so as to develop these breeds into PSKs. The suggested course of action to bring Indian breeds to the limelight is to pair up an organisation with a veterinary university and assign one local breed for selective breeding. The breeding should be done for several generations before arriving at a logical conclusion.

विचार बिन्दु

- एक प्रशिक्षित श्वान से अच्छा परिणाम पाने के लिए आवश्यक है कि श्वानों को समय-समय पर जीवन रक्षक टीके, उत्तम भोजन एवं उत्तम स्वास्थ्य हेतु पशु चिकित्सक से परामर्श लेना अति आवश्यक है। श्वानों के प्रशिक्षण के पश्चात जब वे अपनी तैनाती स्थल पर आते हैं तो उसका हैंडलर श्वानों के उत्तम स्वास्थ्य हेतु उसका निरन्तर अभ्यास एवं व्यायाम व जिस कार्य के लिए प्रशिक्षित किया गया है। उस कार्य के लिए विशेष ध्यान रखना चाहिए। तभी हम एक प्रशिक्षित श्वान से मनचाहा परिणाम प्राप्त कर सकते हैं।
- प्रायः देखा जाता है कि पुलिस बल, केन्द्रीय सशस्त्र बलों एवं रेलवे सुरक्षा बल (रेसुब) में हैंडलर अपनी तैनाती अपने शहर के पास करवा लेते हैं। जिसका परिणाम प्रशिक्षित किये गये कीमती श्वानों पर पड़ता है, क्योंकि कुछ समय के बाद हैंडलर अपने पारिवारिक कार्यों में ध्यान देने लगते हैं। जिस कारण श्वानों के अभ्यास, व्यायाम एवं कार्यों पर विपरीत प्रभाव पड़ने लगता है। परिणामस्वरूप स्वस्थ श्वानों का वजन जरूरत के हिसाब से अनावश्यक रूप से बढ़ने लगता है। जिससे श्वानों में कई प्रकार की बीमारियाँ होने लगती हैं। श्वान मन से न तो खाना खाता है और न ही काम में रुचि लेता है। यहां तक कि कभी-कभी श्वान की असमय मृत्यु भी हो जाती है। जिससे श्वानों की खरीदारी व उसके ऊपर किये गये प्रशिक्षण पर खर्च एवं उसकी जगह को भरने में लम्बे समय का इंतजार करना पड़ता है तथा सरकारी राजस्व का नुकसान एवं कार्य भी प्रभावित होता है।

(राशिद बेग मिर्जा)

निरीक्षक/रेलवे सुरक्षा बल/श्वान शाखा मुख्यालय/गोरखपुर

Dog Breeding and Training School, CRPF, Bengaluru


The Cradle of Multi-Tasking K9s

Ravindra ML, DIG and SR Arun Kumar, Assistant Comandant

Dog Breeding & Training School (DB&TS), Central Reserve Police Force (CRPF), Taralu, Bengaluru

The Mission

"Deploying the best working K9s as force-multipliers in the security of the nation through adopting state of the art methodology in breeding and training the K9s"



The Motto

"MARCHING AHEAD"

The Vision

"To be the acclaimed police K9 breeding, training and research centre in the world in pursuit of excellence and innovation"

The Background

It was only in 1993 when Central Reserve Police Force, CRPF, began inducting the K9 power to into its fold. The story of K9 Teams started with inducting few K9 Teams from other Forces on a deputation basis. Simultaneously the force started purchasing pups (German Shepherds and Labradors) and sent them to K9 training institutes of sister agencies like BSF, ITBP and Punjab Police.

The increased authorisation of 1412 K9s in CRPF made it to rethink its strategy since it was not an easy task to make good the authorisation by sending K9s to other training institutes with limited resources and restricted intake. The authorization was the highest compared to any other

force, which forced us to think on the lines of creating a K9 training institute of our own. This was not an easy task since we were a total novice to the game and did not have any K9 training expertise and infrastructure. One more important aspect that was duly considered before embarking on the mission was that the CRPF, being the lead agency to maintain the Internal Security of the nation, had a totally different role than those of other CAPFs. Thinking and acting differently was imperative.

Things were not in favour in the Left Wing Extremism (LWE) affected areas of the country. The extremists had prime advantage of being local and adapted to the local topographical conditions. The troops of CRPF, who were being inducted gradually in the

interiors of such areas, had to face many challenges including a total new types of terrain, weather and unfamiliar inhabitants. The greater challenge was the modus operandi of the guerrillas. Ambushes and IEDs were main concerns which took many precious lives. Battle comes with challenges only to overcome by courage, tactics, learning and thinking differently. At this crucial juncture, CRPF witnessed a paradigm shift in vision and operational leadership.

The foundation of the Dog Breeding and Training School, CRPF, Taralu, Bengaluru, Karnataka, was one of the effects of such a paradigm shift. The institution was established with a mandate to breed, train and deploy such canines which could act as effective force-multipliers in the fight against the extremists in

general and LWE in particular.

We required canines that were rugged and physically sturdy, which can travel with troops for long distances. The conventional breeds, like German Shepherd Dogs and Labrador Retrievers, were not serving our purpose. Besides we wanted to have multitasking canines since the organisation too has diverse roles. The choice was between calling experts from other CAPFs or hiring a professional firm, having the capacity and state of the art skill in training the working K9s, to set up our school. We went for the latter. Dog Breeding & Training School (DB&TS) came into existence on 27th, August, 2011, with the able support and guidance of M/S Stealth Paws, who had the expertise and experience in training of Service K9s. They provided their consultancy service in training our own K9 trainers and breeding practitioners.

The Breed

Can every Dog multitask?

Yes, to an extent.

Does every breed has the same level of intelligence? No.

Can every breed assault? No.

Does every breed has the same endurance? Definitely not!

To fight the enemies of the State in the deepest jungles, we needed a Dog that can walk for tens of kilometres with a trained soldier, sniffing to find IEDs buried under ground and looking for enemy's ambush. The Dog should be trainable, dependable, agile, intelligent, swift and aggressive but light in weight. The search narrowed down to the world renowned Belgian Shepherd (Malinois). As we know that K9s of this breed were always a part of the Special Forces worldwide including the American Navy SEALs and Israeli Special Forces. A multipurpose K9 of this breed named "Cairo" was part of the famous Operation Neptune Spear launched by the American SEALs to neutralize the dreaded and world's most wanted terrorist Osama Bin Laden. Another multipurpose K9 "Conan", a Malinois again, of American DELTA Force chased and brought down the leader of terror group ISIS, Abu Bakar al-Baghdadi.

There was, in fact, no other breed that could fit in the requirement we had. The breed had the

right temperament, aggression, eagerness to work, endurance, adaptability and high level obedience, it was also suitable for multitasking. DBTS started breeding and training the BSMs exclusively for the reasons mentioned above. The breed didn't fail us. They have proved their mettle and utility in the field by acting as great force-multipliers in our fight against terrorists, militants and Maoists.

The Trades

CRPF, the largest armed police force of the world, is the primary central agency to deal with various law and order problems of the nation. The range of duties varies, like anti-Naxal Operations (ANO) in many states of central India, Counter Insurgency (CI) operations in North Eastern India, Counter Terrorist (CT) operations in J&K, VIP security and securing sensitive installations. Every duty performed by CRPF needs K9 teams with a specific set of skills. In ANO, CI and CT operations, we cannot afford to take three different K9s for three different tasks – Assault, Patrolling/Tracking and Explosive detection. So, in DB&TS, K9 teams are trained in a set of trades/disciplines, with which a single K9 team could accomplish many tasks depending on circumstance and need. However those set of trades should be complementary to one another.

Best Practices in Canine Training at DBTS

Adopting a new path in training has yielded excellent results vindicating our belief in the best practices we adopted since the beginning of the school.



A few of the best practices followed at the institution are enumerated below.

Training Methodology

The K9s at DB&TS are trained following the Operant Conditioning or Instrumental Conditioning method. Physical punishment is never resorted to train them. The reward based training method has helped in achieving a culture of "Training without Conflict". Clicker is used for marking the desired behaviour and easier conditioning of the K9s. Since the puppy-hood, the canines are socialized, trained/conditioned, exercised and disciplined on the positive reinforcement method. This has ensured in making them confident and ever ready to work.

Trained and Professional Master Trainers

Instead of just placing the experienced handlers as Trainers at the institution, a multi-layered mechanism has been adopted in posting the Master Trainers. As they are the back bone of the Institution we cannot post anyone as trainer here. The handlers who have enough experience of handling K9s in the field after undergoing Basic Dog Handler Course and are willing, are selected and called to the institution. After a rigorous method of screening they are allowed undergo Master Trainer Course of six months duration. Only



The combinations which we follow are as follows

The Training Modules

The following courses are conducted at DB&TS

Sl. No	Name of the course	Duration (in Weeks)	Capacity
1	Basic Dog Handler Course (Multitasking - Infantry Patrolling + Explosive Detection + Assault)	40	200 K9 Teams at a time
2	Basic Dog Handler Course (Multitasking - Tracking + Explosive Detection + Assault)	40	
3	Basic Dog Handler Course (Multitasking - Guarding + Explosive Detection + Assault)	40	
4	Basic Dog Handler Course (Single Task - Explosive Detection)	24	
5	Basic Dog Handler Course (Single Task - Tracking)	36	
6	Basic Dog Handler Course (Single Task - Narcotics Detection)	24	
7	Advance Dog Handler Course (Special Task - Room Intervention, Laser Guided Assault, Etc.)	12	
8	Creation of Pool of Dog Handlers Course	08	40
9	Dog Handling and Management Course for GOs and SOs	12	12
10	Master Trainer Course	24	20
11	Breeding Practitioners Course	12	20
12	Decoy Course	12	06
13	Master Trainers Refresher Course	12	12
14	Breeding Practitioners Refresher Course	08	12
15	Refresher Course for K9 teams	04	20

those who qualify the course with a good grading are recommended to be placed at the institution as dog trainers.



Trained and Professional Decoys

One of the most important tools in the training the PSKs is a skilled decoy. He is instrumental in Channelising the drives and aggression of the puppies and K9s in the right direction. He is there right from the puppy socialisation/ puppy foundation. Decoys play indispensable roles in training K9s in different trades.

K9 Team for Life

In CRPF every canine is handled and trained by two Handlers. Doing away with the concept of Handler and Assistant handler, both the handlers are treated equal. They are trained together making them equally capable of handling the K9. Whenever one handler goes on leave or on any other kind of duty, another one will take care of the K9. The K9 and the two handlers make K9 Team, the Pack. This pack is kept intact throughout the entire service life of the K9.

Puppy Foundation Training

The most crucial factor in training the multi-tasking PSKs is the proper, well planned and flawless puppy socialisation phase. When the litter is weaned away from the dam, puppies are put into socialisation exercises in a progressive manner. They are introduced to different kinds of surfaces, vegetation, crowd, sounds, vehicles, water bodies etc. To simulate the right drive, the decoys are put into action. The peak of puppy socialisation exercises are done when the puppies are between eight to twelve weeks of age. An impeccable Puppy Foundation training is the foundation of PSK training.



Starting the Training at an Early Age

The training of the K9 Teams is started when the puppies are 90 days old. This helps in shaping their behaviour towards the right direction. Starting the training at a later age will give them space to learn undesired behaviour which may cause hurdles in conditioning them as per our requirement. And starting late may also lead to puppies entering the period of



adolescence leading to hormonal changes and its related distractions. Training K9s in multitasking takes 40 weeks. Hence starting early is better. One more advantage of this method is the resultant strong bond between the K9 and the handlers resulting in better performance of the K9 Team.

Jungle Camp

The K9s and the handlers are put into field like situations by making them undergo four weeks duration of Jungle Camp Exercises which also include survival exercises. During the Jungle camp it is ensured that the skills and trades taught to the K9

Teams in the Institution are honed and fine-tuned so that the K9 Teams may prove their worth in the field. In the same way the K9 Teams which need to be deployed in the urban environment are trained in urban scenario exclusively for two weeks period.

Various Agility Courses

Right from the puppy foundation training, these canines are made to negotiate various types of obstacles. These obstacles or agility courses are designed for different ages of puppies/ dogs and for different stages of training. If the puppies are worked with simple obstacles in the Puppy Foundation ground, after 08 weeks of training they are introduced to various outdoor obstacles.

Then after the Midterm test, after 20 weeks of training, they are introduced to the Indoor Agility Course. Going further, during the Jungle Camp Exercises, K9 Teams undergo advanced training like slithering, rock climbing, zipping, rappelling, etc. This training ensures building up a very strong bonding between the K9 and the handlers and thus developing high level of communication and trust between the two. It makes the K9 more confident, fearless, agile and obedient.





Using Various Kinds of Explosives Samples for ED

The CRPF's K9 Teams, which are trained at the DB&TS, are mainly deployed in LWE affected areas. To make the K9 Teams force multipliers in countering the IED threat, the canines are trained to sniff all kinds of explosives that may be planted by the Anti-national or Anti-Social elements. Besides we also use pseudo kits, explosives recovered from field and commercial explosive samples. It is ensured that each and every K9 is able to sniff out explosives belonging to all the 06 major classes of explosive bases.

Optimum Utilization of Prey-drive

The BSM canines possess high level of Prey Drive genetically.



This is exploited in the training at DB&TS. Rewarding puppies with toy / ball, or offering bite ropes as a reward in advanced stage of training instead of giving kibbles stimulates the prey drive in them and makes them willing workers. This reward mechanism enhances the trainability and desire to work among the K9.

Refresher Training for Master Trainers

In order to keep the Master Trainers updated and skilled in their



respective specialty, 03 months refresher training is conducted for Master Trainers. It helps the trainers to update their knowledge and evolve their skills in K9 training.

External Evaluators

When the K9 Teams complete the training in the respective streams, a final test is conducted for validation/certification. Generally the Board of Officers conducting the test consists of one member from other forces

who has got adequate knowledge of training Service K9s.

Research and Development

The institution has established a R&D Cell with an objective to analyse the current practices followed in the K9 Training in the Institution and come out with recommendations for improvement. Data collection and analysis regarding the K9 Teams deployed in the field are done. All the failures and successes of the K9 Teams in the field are recorded and analysed for the future reference and training purposes.

Regular visits to the Field

The teams including the Officers and trainers regularly visit the field where the K9 Teams are deployed. The objective is to study the short



comings, analyse and study successes and failures of the K9 Teams and improvise the training to alleviate the weaknesses. These field visits also help in making the field commanders more acquainted with the potential of K9s, proper utilisation and management of K9 Teams as Force multipliers. Along with this, units also send monthly feedback report regarding the K9 Teams posted with them.

One more such initiative is Online

Classes/lectures being conducted in recent times. Field commanders are made aware of the management of K9 Teams by having online interactive sessions.

Trained and Experienced Breeding Practitioners

The breeding activity of canines at DBTS is assisted by the well trained and professional breeding practitioners. They are the ones who care the pregnant bitches, new born puppies, manage the whelping process, and carry out the kennel management. They train and exercise the canines of the breeding stock. They do socialisation exercises for the puppies before the formal training commences.

Clicker Based Training

In K9 training, especially when the training methodology is based Operant Conditioning method, timing is everything. The reward at right time reinforces the right behaviour. The error in timing of reward may lead to reinforcing an undesirable behaviour and when this keeps happening, we would have reinforced a wrong behaviour which might take a lot of time and energy to correct. In order to avoid this, clicker is used as a marker. Initially the K9 is conditioned to associate the sound of the clicker to a reward. And once when the

association is made, the clicker is used as a marker for right behaviour and an assurance for reward.

Visit of Officers from the Field

The officers who are posted newly in the field or those who come on deputation visit DB&TS for getting first-hand knowledge about the PSKs. The commanders posted in the field are the end users. So they need to be well apprised about the management and proper utilisation of these K9 Teams. These visits also help those who are at the decision making level.

Training

The first batch of training started on 01st September 2011 with 14 pups. Till now 745 K9 teams were trained in 44 different batches and deployed in the field units across India. Total number of Dog Handlers trained in regular Dog Handlers Course is 1490. More than 150 Master Trainers, Breeding Practitioners and Decoys have been trained.

Breeding

The breeding programme at DB&TS started with the induction of 04 dams and 02 sires as breeding stock in 2011.. The breeding stock was augmented to 11 dams and 04 sires. From there on with the help of expert Veterinary Gynaecologists

appointed through contractual recruitment, the breeding programme was meticulously planned and carefully executed with the goal of supplementing the organisational needs through scientifically planned ethical breeding.

In less than a decade, we had 110 litters consisting of total 808 pups whelped from our breeding stock with litter size ranging between 01 to 14. The average litter size stands at 7.34, which is indicative of sound breeding programme of BSMs as per all global standards.

To maintain the efficiency of breeding programme and to cope up with the organisational requirement, a new method was devised. This involved selection of dogs for breeding with two staged process (i) selection by Veterinary Gynaecologists based on pedigree and other medical factors (ii) selection by K9 trainers based on required temperament and field performance. This method proved to be highly efficient in producing litters with more desirable qualities, and this was complemented by the feedback from field.

Field Achievements

The mission of DB&TS is to save the precious lives of soldiers who fight for our motherland. Every IED detected is a few more soldiers living another day to fight. Every



ambush detected prevents the drilling of a huge dent into the morale of the force. In less than a decade since inception, DB&TS has achieved stupendous success with the help of these soldier K9s and their dedicated handlers. Our K9 teams have recovered more than 3500 Kg explosive substances, 2247 live rounds, 5815 detonators, 25 rifles and 07 grenades. There are 05 incidences where these K9 teams prevented our soldiers walking into an ambush. These K9 warriors played a key role in bringing down 13 Naxals, leading to their arrest.

Pilot Projects

The endeavour to succeed requires a curious mind. This curiosity led DB&TS to take up pilot projects to access the suitability of various breeds of dogs for police work. This



includes European breeds such as Dutch Shepherds and Indian breeds such as Mudhol Hounds, Mongrels, Kombai, Pandikona, etc.

The Way Ahead

With a vision to become one of the best K9 breeding, training and research centre in the world, DB&TS has envisaged following projects.



- Few more miles to go before we meet the 100% authorisation of the K9 Teams in the Force. New avenues are opening as the mandate and size of the Force has been increasing steadily. The first priority will be to meet the field requirement.
- A continuous study about the feasibility of training various indigenous canine breeds as PSKs. We believe that making a Working breed out of these Indian breeds will take decades. We cannot write off any breed by just training one or two dogs or conclude about their suitability.
- It is our primary duty to give a decent life for the retired K9 warriors till their last breath. A model Rehabilitation Centre/ Retired K9s' home will be set up at DB&TS with capacity of 50 K9s. The same will be replicated at sector levels further.
- New trades will be introduced to meet the field requirement. Multipurpose K9s will be

trained in Guarding, Narcotics Detection, Contraband, Electronic Gadgets Detection, Wildlife Protection, Personal Protection etc.

- Establishing exclusive K9 Units is one of the most urgent requirement to address many problems the K9 Teams facing today. Having the K9 Units will result in better training, deployment, management and command.
- Learning never ends. As and when opportunity arises trainers of DB&TS will be sent to different countries for acquiring advanced skills in K9 Training. Renowned trainers and K9 Professionals will be called here for conducting training sessions.
- Establishing permanent K9 Refresher Training Nodes in different Ops theatres is inescapable for continuous training of K9 Teams deployed in the field. They will be operationalized in a phased manner.
- MoU with reputed Universities for Research and Development purposes and accreditation for courses conducted at the Institution.

'There is always room for improvement'. Truly believing in the Rig-Veda's hymn (1.89.1)

आ नो भद्राः क्रतवो यन्तु वशिवतः ।

(Let noble thoughts come from all directions) we, the trainers at DB&TS, always strive to imbibe best practices in training the K9 Teams.

Wag N Tails





Feedback & Comments

वरुण सिंगु कुल कौमुदी, फ़डुके
काफ़िरदेराक

VSK Kaumudi, IPS
Director General

Tel : 91-11-26781312 (2)
Fax : 91-11-26781315
E-mail : vsk@india.nic.in

पुलिस अकादमी राष्ट्रीय संस्कार जर्नी
एन सीएस, नए दिल्ली
राष्ट्रीय सचिव-ए, पोलिसिंग,
नई दिल्ली-110037

Directorate of Police Research & Development
Ministry of Home Affairs, Govt. of India
National Registry B, Akhrotika
New Delhi-110037

D.O. No. DG/BPR&D/Sept/2020
January 13, 2021

My dear Dr. Chug,

Thanks for the copy of the inaugural issue of the 'National Police K9 Journal'.

2. Police K9 has been proved to be an effective deterrence against terrorist activities as well as drug peddling, IEDs, etc. This Journal would definitely help in enhancing appreciation of K9 capabilities and augmenting training standards in this field.

3. We would be happy to get around 15 copies of the Journal, so that they may be distributed among the libraries at the BPR&D Hqs, CAPT, Bhopal, and our GDTs at 5 different locations.

With warm wishes,

Yours sincerely,
(V.S.K. Kaumudi)

राष्ट्रीय पुलिस के 9 पत्रिका
ONLY THE JOURNAL OF POLICE &
STATE POLICE OFFICERS

Police Headquarters, Bhopal
Phone: 0671-2721894
Fax: 0671-2721894
E-mail: r9p@police.bhopal.nic.in
Website: www.r9pjournal.org.in

18th February, 2021

Dear Dr. Chug,

I am extremely happy to receive the National Police Journal K9 on the Police Dogs. It is indeed a great work you have done in bringing out a Journal which was not there in our country. Your courage to bring out this in the most befitting manner is praiseworthy. Even in the 1st issue you have brought out very informative articles and papers. In fact, my paper also got published. The print quality is excellent, photographs are also of very good standard.

There are lot of misconceptions of Police and Police Dogs. Even the Police Officers including senior Officers are not aware of many things about the Dogs.

We in the Kerala Police have done some interesting and pioneering work which many other Police Forces have not done so far. We are now constructing a beautiful burial ground for Police Dogs. Incidentally, we have brought out a Standard Operating Procedure (SOP) on K9 Squad of Police, a copy of which is also sent for your reference.

I don't know how frequently you will be bringing out this publication. I only hope that it should be, at least, a Quarterly Journal if not a monthly Journal.

I wish you all the best.

Regards,
(Loknath Bohara)

SPG Complex, Sec-8, Dwarka,
New Delhi-110077
Phone No. 011-25090246
Mobile No. 9773722731

Dr B N Panchbuddhe
Vet Surgeon, SPG

Dated :- 6/01/2021

It gave me immense pleasure to extend my heartiest felicitations on your achievement to publish first National police K9 Journal, which indeed bears an eloquent testimony to your professional acumen, commitment and unflinching loyalty for modernisation of police K9.

02. I, sincerely believe that your professional competence and positive approach will guide the police K9 to much greater heights.

03. Again, congratulations on all of your success. As you pursue your dreams, I wish you all the best for the great future.

With Warm Regards,

Sincerely,
(Dr. B N Panchbuddhe)
Vet. Surgeon

राष्ट्रीय पुलिस के 9 पत्रिका
राष्ट्रीय सचिव (संरचना एवं सामग्री)
सैन्य मामलों का विभाग
रक्षा मंत्रालय
दूरभाष: 230114111

सीएमओ/सं.स./02/2021

15 फरवरी 2021

विषय: राष्ट्रीय पुलिस के 9 पत्रिका के क्लिपिंग के संबंध में।

महोदय

कृपया पत्रांक यू.ओ.संख्या-गृह मंत्रालय/पुलिस के 9/पत्रिका/2021/112 दिनांक 03 फरवरी, 2021 को संदर्भ ग्रहण करें।

मुझे राष्ट्रीय पुलिस के 9 पत्रिका भेजने के लिए हज्जतल। यह पत्रिका काफी जानकारीपूर्ण है। मैं इस पत्रिका की सफलता की कामना करता हूँ।

हार्दिक

आपका,
(राजीव सिंह ठाकुर)

डॉ. पी.के.बुग
परामर्श निदेशक
पुलिस आधुनिकीकरण प्रभाग (पुलिस के 9 प्रकोष्ठ)
मुख्यालय, रासु गा, मेहरम नगर
पालम, नई दिल्ली- 110037

Manumantharaya, Lina
Superintendent of Police,
Davangere District,
Davangere - 577 006.

REF No : 01/20-253466
Date : 03-02-2021

Ref. No.: CT-1/35/2021.

Respected Sir,

The inaugural issue of the "National Police K9 Journal" has been published on the subject of Police Service K9s (PSKs) i.e. Police Dogs and formally released by the Hon'ble Union Home Minister Sh. Amit Shah, on 2nd January 2021. Copy of the same is received herewith. Thank you very much for sending the copy.

We are really happy and thankful to you for publishing an article on unique performance of Davangere District Police Tracker K9 TUNGA in "National Police K9 Journal".

Thanking you,

Yours Sincerely,
(MANUMANTHARAYA IPS)

हिमाचल प्रदेश पुलिस की राष्ट्रीय पुलिस के 9 पत्रिका के प्रथम संस्करण पर टिप्पणियां एवं सुझाव

राष्ट्रीय पुलिस के 9 पत्रिका के प्रथम संस्करण का प्रकाशित किया जाना बहुत ही हर्ष का विषय है, जो पूरे भारत वर्ष के राज्य, केन्द्र शासित प्रदेश, सी.ए.पी.एफ. के 9 सैल अपने-अपने अनुभव बांट सकते हैं। पत्रिका के द्वारा के 9 सैल अपनी समस्या व प्रश्नों के हल निकाल सकते हैं।

अतः हिमाचल प्रदेश श्रान दल राष्ट्रीय पुलिस के 9 पत्रिका प्रकाशित करने के लिए निदेशक परामर्श का आभार व्यक्त करते हैं।

CALL TO CONTRIBUTORS

Kindly contribute original ideas and manuscript on different aspects of Police Service K9s (PSKs) as per undermentioned heads for publication:

I. Cover Photo Feature

Contributions are welcome for the Photos of the PSKs from various organisations comprising of Police K9 and Handler in action to be considered for the Cover Page of the Journal.

II. Articles/Features – Technical Articles

It is the largest section of the journal for publication of lead articles, features on various dimensions of the PSKs. It can be based on personal or organisational experiences or any research article on the relevant field.

III. Report Cards – Developments in organisations on PSKs

The progress made among various organisations in the field of PSKs would be considered for publications based on the facts and figures received at MHA.

IV. View Point - Questions & Answers

It would be in the format of 'Question & Answers' format wherein readers can ask questions or problems encountered on training and deploying of the PSKs. It would also welcome some particular view point expressed on the relevant aspect as well.

V. Operations & Case Studies – Real World Case Studies

This section would publish unique case studies or brief on various operations or employment with regards to performance in line of duty by PSKs. While successful case studies would encourage all, even the unsuccessful cases are also most welcome with brief analysis for learning experience by all.

VI. Training Notes – Trainers Corner for discussion on training

This is an exclusive corner for sharing the unique training experience on PSKs and Trainers are encouraged to share their thoughts, past experiences and future prospects on enhancing the performance standards of PSKs. It can further be divided into Detection of various kinds of contraband, Tracking/Trailing, Protection, Assault or Patrol role of PSKs among Forces.

VII. Innovations – Innovative modes of training and equipments

This section would encourage innovators to share their innovative modes in training or K9 training equipments. Futuristic modes of deployments can be included in this section alongwith K9 augmentation technologies.

VIII. Legal Notes – Legal Update

The legal updates on employment of PSKs and their role in investigation and forensic evidence would be part of this section. Authors are encouraged to share their experiences

with regards to investigation and prosecution and admissibility of PSK Teams as forensic witness and how it can be further strengthened based on experiences in India and abroad.

IX. Police K9 Team of the Year

It would be more than one-page photo feature of the Best Police Service K9 Team of the period covered under publication based on performance in field or in active operations. Organisations can avail this opportunity to highlight the success achieved by their PSKs to show their focus and leading role in this specialized field.

X. Notepad – Short Notes on K9 Experiences

This section would be dedicated to publish short notes received from contributors to flag certain issues considered significant on the subject of PSKs.

XI. Spotlight – Profile of Organisation or Institute of repute

Under this section one organisation would be highlighted in each issue alongwith facts and figures of that organisation to highlight image and inspire the spirit of excellence in the subject of PSKs.

XII. Business Partners, K9 Products and Services

Under this section, an opportunity would be provided to the business partners (vendors) who have consistently endeavoured to introduce modern equipments and technology solutions on the subject of PSKs.

XIII. Accolades

The honours and awards received by the PSK fraternity in line of duty would be appropriately highlighted alongwith citations in this part of the Police K9 Journal.

XIV. Wag n Tails – Funny Moments with K9s


It would be largely a photo section wherein the funny and light moments of PSKs or those with their handlers and Trainers would be invited for publication.

XV. Feedback & Comments

This section would publish the feedback and suggestions received to improve the quality of publication of this journal.

Please forward your manuscript copy in Ariel font size 12/photos separately in jpeg format and other publication materials both in soft copy and hard copy at following address

Editor, National Police K9 Journal
Police K9 Cell, Police Modernization Division
Ministry of Home Affairs, Government of India
Postal Address: HQ NSG, PO Mehram Nagar
Palam, New Delhi-110037,
Tel: 011-25663100 Extn 3208
Email: prahug.830n@gov.in



Inaugural Issue of the 'National Police K9 Journal' being released by the Hon'ble Union Home Minister Sh Amit Shah on 02 Jan 2021 in a simple ceremony held at MHA Conference Hall, North Block, New Delhi in the presence of Sh Ajay Bhalla, Union Home Secretary, Sh Sanjeeva Kumar, Secretary (Border Management), Sh Vivek Bhardwaj, Additional Secretary (Police Modernization), Ministry of Home Affairs and Directors General and Other Senior Ranking Officers of CAPFs

NATIONAL
POLICE K9 JOURNAL

Published by
MHA Police K9 Cell
Government of India
Ministry of Home Affairs

Contact Details
Col (Dr) PK Chug (R), Consulting Director
MHA Police K9 Cell
HQ NSG, Mehram Nagar, Palam, New Delhi-110037
Tel : 011-25663100 Extn 3208 | Email : prahug.830n@gov.in